



INDO-US

BIO-TECH P. LIMITED

(AN ISO CERTIFIED COMPANY)



Directors report of INDO US BIO-TECH PRIVATE LIMITED for the financial year 2015-16

To The members,

INDO US BIO-TECH PRIVATE LIMITED

The directors hereby present their Annual report on the business and operations of the Company and the Audited financial accounts for the Year ended 31st march, 2016.

1. Highlights of performance :

The income of the company has been diminished from Rs.21698.16/-to Rs.20358.26/-

2. Financial Results:

(IN Rs.10000)

Sr No.	Particulars	31.03.2016	31.03.2015
1	Net Total Income	20358.26	21698.16
2	Less: Operating and Admin. Exps	20042.37	21389.66
3	Profit before depreciation and Taxes	315.89	308.51
4	Less: Depreciation		
5	Less: Extraordinary/Exceptional Items		
6	Profit before Tax (PBT)	315.89	308.51
7	Less: Taxes (including deferred tax and fringe benefit tax)	63.94	7
8	Profit after Tax (PAT)	251.95	301.50
9	Balance brought forward from previous period	1356.81	1055.31
10	Less: Adjustment of opening liability in respect	-	-

Regd. Office -
309, Shanti Mall, Satadhar Cross Road,
Opp. Navrang Tower, Abad-61
Tele Fax : +91-079-27491807,
Mobile : +91-9909043999

1

R & D farm -
Village - Bardoli Kanthi,
Near Indira Nagar, Ta. - Dehgam,
Dist - Gandhinagar, Gujarat

Our working state - Gujarat, Maharashtra, M.P., Rajasthan, Chhattisgadh, U.P.

E-mail : indous_jagdish@yahoo.co.in • indo-us_agrisciences@hotmail.com

Web : www.indousagriseeds.com



	of employees benefits in accordance with AS-15		
11	Net profit carried to Balance Sheet	1608.76/-	1356.81/-

3. Dividend:

No dividend is being recommended by the Directors for the year ending 2016..

4. Extract of Annual Return as per Section 92 (3) of Companies Act 2013:


The details forming part of the extract of the Annual Return in form MGT 9 is annexed herewith as "Annexure -A".

5. BOARD MEETINGS HELD DURING THE YEAR:


Sr No.	Date on which board Meetings were held	Total Strength of the Board	No of Directors Present
1	08/04/2015	2	2
2	01/09/2015	2	2
3	31/12/2015	2	2
4	01/03/2016	2	2

Attendance of Directors at Board meetings:

Name of Directors	Attendance at the Board meetings Held on			
	08/04/2015	01/09/2015	31/12/2015	01/03/2016



AJUDIA JAGDISH DEVJIBHAI	YES	YES	YES	YES
MALTIBEN JAGDISHKUMAR AJUDIA	YES	YES	YES	YES



6. A statement on declaration given by independent directors under sub-section (6) of section 149:

This clause is not applicable to the company as the company is not covered under Section 149.

7. Matters as prescribed under Sub-sections (1) and (3) of section 178 of the Companies Act 2013:

This clause is not applicable to the company.

8. Auditor's and their report:

Comments of the Auditors in their report and the notes forming part of the Accounts, are self-explanatory and need no comments.


Your Board of directors request that the appointment of M/s MEHUL R. PATEL & ASSOCIATES, the Company's Auditors needs to be ratified at the annual general meeting and being eligible offers themselves for re-appointment. The company has received a certificate from the auditors to the effect that their re-appointment if made, would be in accordance with the provisions of section 141 of the Companies Act, 2013.

9. Particulars of loans, guarantees or investments under section 186:

Details of Loans, Guarantees and Investments covered under the provisions of Section 186 of the Companies Act, 2013. NA.

Details of Loans, Guarantees and Investments covered under the provisions of Section 186
of the Companies Act, 2013 NA

10. Particulars contracts or arrangements with related parties referred to in sub-section (1) of section 188:



As per AOC-2 attached with this report.

11. There is no material changes and commitments, that would affect financial position of the company from the end of the financial year of the company to which the financial statements relate and the date of the directors report.

12. Reserves:

The company has proposed to transfer Rs.2519500/- of profit to the General Reserve of the company.

13. ENERGY CONSERVATION, TECHNOLOGY, ABSORPTION AND FOREIGN EXCHANGE EARNINGS AND OUTGO:

A) Conservation of Energy:

Your company is serious in conserving energy by reducing consumption of power by implementing closed monitoring over plan running and adequate maintenance of electric components of plants and other machinery. Company has not made any capital investment or not taken any other steps for conservation of energy or the clause is not applicable.

B) Technology absorption:

Your company has not made any efforts towards technology absorption and neither imported any technology nor made any expenditure on research and developments.

C) Foreign Exchange earnings and outgo:

Foreign Exchange inflow (Rs.): 893334/-

Foreign Exchange outflow (Rs.): 2378453/-

14. Risk management:



A. Risk Management Committee


The Company has not constituted any risk management committee. However the Board as and when required reviews the Risk Management Policy.

15. CSR Policy:

This clause is not applicable.

16. Directors' Responsibility statement:

- A) that in the preparation of the annual financial statements for the year ended March 31, 2016, the applicable accounting standards have been followed along with proper explanation relating to material departures, if any;
- B) that such accounting policies as mentioned in Notes to the Financial Statements have been selected and applied consistently and judgement and estimates have been made that are reasonable and prudent so as to give a true and fair view of the state of affairs of the Company as at March 31, 2016 and of the profit of the Company for the year ended on that date;
- C) that proper and sufficient care has been taken for the maintenance of adequate accounting records in accordance with the provisions of the Companies Act, 2013 for safeguarding the assets of the Company and for preventing and detecting fraud and other irregularities;
- D) that the annual financial statements have been prepared on a going concern basis.
- E) that proper internal financial controls wherein place and that the financial controls were adequate and were operating effectively.
- F) that systems to ensure compliance with the provisions of all applicable laws were in place



and were adequate and operating effectively.

17. The change in nature of business:

There is no any material change in the business of the company.

18. Details of directors or KMP who were appointed or have resigned during the year: NIL

19. Names of the companies which have become or ceased to be its subsidiary, joint ventures or associate companies: NIL

Sr no.	Name of the entity	Whether subsidiary, Joint ventures or associate companies	Date on which become	Date on which ceased

For and on behalf of the Board of
INDO-US BIOTECH P. LIMITED

Date: - 07-09-2016




MANAGING DIRECTOR

JAGDISH D. AJUDIYA

Chairman

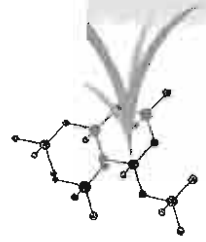
DIN: 01266138



INDO-US

BIO-TECH P. LIMITED

(AN ISO CERTIFIED COMPANY)



Form No. MGT-9

EXTRACT OF ANNUAL RETURN

As on the financial year ended on 31/03/2016

[Pursuant to section 92(3) of the Companies Act, 2013 and rule 12(1) of the Companies (Management and Administration) Rules, 2014]

I. Registration and other details:

CIN	U01122GJ2004PTC043550
Registration date	04/02/2004
Name of the Company	INDO US BIO-TECH PRIVATE LIMITED
Category / Sub-Category of the Company	Whether having share capital or not
Address of the registered office and contact details	309, Shanti Mall, Satadhar Char Rasta Opp. Navrang Tower, Sola Road Ahmedabad Gujarat INDIA
Whether listed company (Yes/No)	NO
Name, address and contact details of Registrar and Transfer Agent, if any	

II. Principal of business activities of the company:

All the Business Activities contributing 10% or more of the total turnover of the Company shall be stated: -

Sr No.	Name and Description of main Products / Services	NIC Code of the Product / Service	% to total turnover of the Company
1	WHOLESALE TRADE SERVICES Seeds	9961	100

III. Particulars of holding, subsidiary and Associate Companies:

Sr. no	Name and address of the company	CIN/GLN	Holding/Subsidiary/Associate	Applicable Section

Regd. Office :
309, Shanti Mall, Satadhar Cross Road,
Opp. Navrang Tower, Abad-61
Tele Fax : +91-079-27491807,
Mobile : +91-9909043999

R & D farm :
Village - Bardoli Kanthi,
Near Indira Nagar, Ta. - Dehgam,
Dist - Gandhinagar, Gujarat

Our working state - Gujarat, Maharashtra, M.P., Rajasthan, Chhattisgarh, U.P.

E-mail : indous_jagdish@yahoo.co.in • indo-us_agrisciences@hotmail.com

Web : www.indousagriseeds.com




IV. Shareholding pattern (Equity share capital breakup as percentage of Total Equity):


(i) Category-wise Shareholding:

::

Category of Share holder	No. of Shares held at the beginning of the year				No. of Shares held at the end of the year				% change during the year
	Dem at	Physical	Total	% of Total Shares	Dem at	Physical	Total	% of Total Shares	
A. PROMOTERS									
(1) INDIAN		1488866	1488866	100		1488866	1488866	100	
a) Individual/ HUF									
b) Central Govt.									
c) State Govt(s)									
d) Bodies									
Corporate									
e) Banks/FI									
f) Any Other									
Sub total A(1)		1488866	1488866	100		1488866	1488866	100	
(2) FOREIGN									



a) NRI-individuals								
b) Other								
Individuals								
c) Bodies								
Corporate								
d) Banks/FI								
e) Any Other								
Sub Total A(2)								
Total Shareholding								
of Promoter (A)=(A)(1)+ (A)(2)	1488866	1488866	100		1488866	1488866	100	
B) Others (specify)								
Sub Total B(2):-								
Total shareholding of others (B)								
GRAND TOTAL								
A + B	1488866	1488866	100		1488866	1488866	100	




(ii) Shareholding of Promoters:

Sl. No.	NAME OF SHARE HOLDER	SHARE HOLDING AT THE BEGINNING OF THE YEAR			SHARE HOLDING AT THE END OF THE YEAR			% CHANGE DURING THE YEAR
		NO OF SHARES	% OF TOTAL SHARES OF THE COMPANY	% of Shares Pledged/encumbered to total shares	NO OF SHARES	% OF TOTAL SHARES OF THE COMPANY	% of Shares Pledged/encumbered to total shares	
1	AJUDIA JAGDISH DEVJIBHAI	1,433,196	96		AJUDIA JAGDISH DEVJIBHAI	1,433,196	96	
2	MALTIBEN JAGDISHKUMAR AJUDIA	55,670	04		MALTIBEN JAGDISHKUMAR AJUDIA	55,670	04	
	TOTAL	1488866	100		TOTAL	1488866	100	

(iii) Change in Promoter's Shareholding: NO CHANGE


Sl. No.		SHARE HOLDING AT THE BEGINNING OF THE YEAR		Cumulative Shareholding during the year	
		No of Shares	% OF TOTAL SHARES OF THE COMPANY	No of Shares	% OF TOTAL SHARES OF THE COMPANY
	At the beginning of the year				



Date wise Increase / Decrease in Promoters Share holding during the year specifying the reasons for increase / decrease (e.g. allotment / transfer/ bonus/ sweat equity etc):				
At the End of the Year				

(iv) Shareholding Pattern of top ten Shareholders (Other than directors, Promoters and Holders of GDRs and ADRs): NIL

Sl. No.	For Each of the Top 10 Shareholders	SHARE HOLDING AT THE BEGINING OF THE YEAR		Cumulative Shareholding during the year	
		No of Shares	% OF TOTAL SHARES OF THE COMPANY	No of Shares	% OF TOTAL SHARES OF THE COMPANY
	At the beginning of the year	0	0	0	0
	Date wise Increase / Decrease in Promoters Share holding during the year specifying the reasons for Increase / decrease (e.g. allotment / transfer/ bonus/ sweat equity etc):	0	0	0	0



At the End of the Year (or on date of Separation if Separated during the year)	0	0	0	0
--	---	---	---	---


(V) Shareholding of Directors and Key managerial Personnel:

Sl. No.	NAME OF DIRECTOR	SHARE HOLDING AT THE BEGINNING OF THE YEAR			SHARE HOLDING AT THE END OF THE YEAR			% CHANGE DURING THE YEAR
		NO OF SHARES	% OF TOTAL SHARES OF THE COMPANY	% of Shares Pledged/encumbered to total shares	NO OF SHARES	% OF TOTAL SHARES OF THE COMPANY	% of Shares Pledged/encumbered to total shares	
1	AJUDIA JAGDISH DEVJIBHAI	1,433,196	96		AJUDIA JAGDISH DEVJIBHAI	1,433,196	96	
2	MALTIBEN JAGDISHKUMAR AJUDIA	55,670	04		MALTIBEN JAGDISHKUMAR AJUDIA	55,670	04	
	TOTAL	1488866	100		TOTAL	1488866	100	

V. Indebtedness:

Indebtedness of the Company including interest outstanding / accrued but not due for payment: (in 10000)

	Secured Loans Excluding Deposits	Unsecured Loans	Deposits	Total Indebtedness
Indebtdness at the BEGINNING of the financial year				
i) Principal Amount	1686.32		406.56	2092.88
ii) Interest Due but Not Paid				
iii) Interest Accrued but not due				




Total I + li = lii	1686.32		406.56	2092.88
Indebtedness at the end of the financial year				
i) Principal Amount	4680.39		405.85	5086.24
ii) Interest Due but Not Paid				
iii) Interest Accrued but not due				
Total I + li = lii	4680.39		405.85	5086.24

VI. REMUNERATION OF DIRECTORS AND KEY MANAGERIAL PERSONNEL-

A. Remuneration to Managing Director, Whole-time Directors and/or Manager:

SN.	Particulars of Remuneration	Name of MD/WTD/ Manager				Total Amount
		----	---	----	---	
1	Gross salary					
	(a) Salary as per provisions contained in section 17(1) of the Income-tax Act, 1961					
	(b) Value of perquisites u/s 17(2) Income-tax Act, 1961					
	(c) Profits in lieu of salary under section 17(3) Income- tax Act, 1961					
2	Stock Option					
3	Sweat Equity					
4	Commission - as % of profit - others specify					
5	Others, please specify					
	Total (A)					
	Ceiling as per the Act					




B. Remuneration to other directors

SN.	Particulars of Remuneration	Name of Directors				Total Amount
		JAGDISH AJUDIA	MALTI AJUDIA	----	---	
1	Independent Directors					
	Fee for attending board committee meetings					
	Commission					
	Others, please specify					
	Total (1)					
2	Other Non-Executive Directors					
	Fee for attending board committee meetings					
	Commission					
	Others, please specify	640536	318912			959448/-
	Total (2)	640536	318912			959448/-
	Total (8)=(1+2)	640536	318912			959448/-
	Total Managerial Remuneration	640536	318912			959448/-
	Overall Ceiling as per the Act					

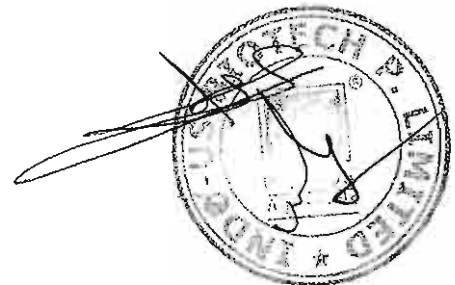
C. REMUNERATION TO KEY MANAGERIAL PERSONNEL OTHER THAN MD/MANAGER/WTD :
(if there is otherwise delete)

SN	Particulars of Remuneration	Key Managerial Personnel			
		CEO	CS	CFO	Total
1	Gross salary				
	(a) Salary as per provisions contained in section 17(1) of the Income-tax Act, 1961				
	(b) Value of perquisites u/s 17(2) Income-tax Act, 1961				
	(c) Profits in lieu of salary under section 17(3) Income-tax Act, 1961				
2	Stock Option				
3	Sweat Equity				
4	Commission				
	- as % of profit others, specify...				
5	Others, please specify				
	Total				



VII. PENALTIES / PUNISHMENT/ COMPOUNDING OF OFFENCES:

Type	Section of the Companies Act	Brief Description	Details of Penalty / Punishment/ Compounding fees imposed	Authority [RD / NCLT/ COURT]	Appeal made, if any (give Details)
A. COMPANY					
Penalty					
Punishment					
Compounding					
B. DIRECTORS					
Penalty					
Punishment					
Compounding					
C. OTHER OFFICERS IN DEFAULT					
Penalty					
Punishment					
Compounding					



BALANCE SHEET

FOR THE ACCOUNTING YEAR

2015 - 2016

OF

INDO US BIO-TECH **PRIVATE LIMITED**

309, SHANTI MALL, OPP. NAVRANG TOWER,
SATADHAR CHAR RASTA, SOLA ROAD,,
AHMEDABAD, GUJARAT-380061

BY
AUDITORS :

MEHUL R PATEL AND **ASSOCIATES**

CHARTERED ACCOUNTANTS

3-B, THIRD FLOOR, HRADAYKUNJ APARTMENT,
OPP H P PETROL PUMP, BODAKDEV,
AHMEDABAD-380054 GUJARAT

INDO-US BIOTECH P. LIMITED

MANAGING DIRECTOR

INDO US BIO-TECH PRIVATE LIMITED

Regd. Office: 309, Shanti Mall, Opp. Navrang Tower, Satadhar Char Rasta, Sola Road,
Ahmedabad - 380061.

CIN : U01122GJ2004PTC043550

STATEMENT OF PROFIT AND LOSS FOR THE YEAR ENDED 31/03/2016

In ₹ 10000

Particulars	Note	31-03-2016	31-03-2015
Revenue from operations	3.1	19,046.11	19,553.00
Other income	3.2	91.05	124.64
Changes in inventories of finished goods work-in-progress and Stock-in-Trade	3.3	1,221.10	2,020.53
Total Revenue		20,358.26	21,698.16
Expenses			
Purchases of Stock-in-Trade	3.4	17,767.57	18,523.68
Other expenses	3.5	2,274.80	2,865.98
Total expenses		20,042.37	21,389.66
Profit before tax		315.89	308.51
Tax expense:	3.6		
Current tax		63.94	12.57
Deferred tax		-	-5.57
Profit/(loss) for the period from continuing operations		251.95	301.50
Profit/(loss) for the period		251.95	301.50

In Terms Of Our Attached Report
Of Even Date

For Indo Us Bio-Tech Private Limited

INDO US BIOTECH P. LIMITED

MANAGING DIRECTOR

Jagdish D Ajudiya

(Director)

Din: 01266138

Place : Ahmedabad

Date : 07/09/2016

Maitiben J Ajudia

(Director)

Din: 02403878

For Mehul R Patel And Associates
Chartered Accountants

M. Patel

Mehulkumar Rasikbhai Patel

(Proprietor)

M. No. : 128669

Frn : 133166w



NOTES ON ACCOUNTS FOR THE YEAR ENDED MARCH 31, 2016

2.1 Share Capital

In ₹ 10000

Particulars	31-03-2016	31-03-2015
Authorised		
15,00,000 Equity Shares of ₹ 10/- Par Value	1,500.00	1,500.00
	1,500.00	1,500.00
Issued		
14,88,866 Equity Shares of ₹ 10/- Par Value	1,488.87	1,488.87
	1,488.87	1,488.87
Subscribed		
14,88,866 Equity Shares of ₹ 10/- Par Value	1,488.87	1,488.87
	1,488.87	1,488.87
Paidup		
14,88,866 Equity Shares of ₹ 10/- Par Value Fully Paidup	1,488.87	1,488.87
	1,488.87	1,488.87

Reconciliation

Particulars	31-03-2016	31-03-2015
	Number of Share	Number of Share
Number of shares at the beginning	1488866	1188866
Add : Issue	0	300000
Less : Bought Back	0	0
Others	0	0
Number of shares at the end	1488866	1488866

Share Holding by

Name of Share Holder	% of Holding	31-03-2016	31-03-2015
		Number of Share	Number of Share
Jagdish D Ajudiya	96.26%	1433196	1155866
Number of shares at the end		1433196	1155866

2.2 Reserve and Surplus

In ₹ 10000

Particulars	31-03-2016	31-03-2015
Capital Reserve Consolidation -	0	0
Opening		0
Addition	0	0
Deduction	0	0
	0	0
Profit and Loss Opening	1,356.81	1,055.31
Amount Transferred From Statement of P&L	251.95	301.50
	1,608.76	1,356.81
	1,608.76	1,356.81

INDO-US BIOTECH P. LIMITED

MANAGING DIRECTOR



2.3 Long Term Borrowings

In ₹ 10000

Particulars	31-03-2016	31-03-2015
Term Loan		
Banks		
Secured		
Rupee		
BAJAJ FINANCE LTD LOAN A/C	19.89	125.00
INDUSIND HOUSE	96.88	159.76
KOTAK MAHINDRA BANK LTD	101.98	173.02
SBI BOLLERO CAR LOAN	0.00	1.39
SBI XYLO CAR LOAN	11.16	25.53
	229.91	484.70

2.4 Short Term Borrowings

In ₹ 10000

Particulars	31-03-2016	31-03-2015
Loans repayable on demand		
Banks		
Secured		
DENA BANK A/C NO.093313031064	753.61	1,073.52
DENA BANK R & D A/C 093313031117	3,696.87	0.00
WAREHOUSE LOAN DENA BANK	0.00	128.09
Deposits	405.85	406.56
	4,856.33	1,608.18

2.5 Trade Payables

In ₹ 10000

Particulars	31-03-2016	31-03-2015
Creditors Due others		
TRADE PAYABLES		2,101.90
Outstanding for more than 1 year	472.89	0.00
Others	4,019.09	0.00
	4,491.99	2,101.90

~~INDO-US BIOTECH P. LIMITED~~

MANAGING DIRECTOR



2.6 Fixed assets

In ₹ 10000

Particulars	31-03-2016	31-03-2015
F AIR CONDITIONER	13.47	6.22
F CAMERA	24.47	11.14
F COMPUTER & PRINTERS	21.02	20.13
F COMPUTER SERVER IBM	4.01	4.77
F CYLINDER	34.63	15.29
F FARM LAND SURVEY NO.	60.00	60.00
F FURNITURE & FIXTURE	40.94	45.24
F GODOWN	54.43	56.21
F Hard Disk Server Ibm 1 Tb	2.27	2.70
F HONDA ACTIVA	0.43	0.48
F MACHINERY	153.35	157.85
F MOBILE INSTRUMENTS	12.61	14.37
F OFF. FURNITURE &	18.36	20.29
F OFFICE EQUIPMENT	1.82	1.11
F OFF. R & D FARM	50.41	13.97
F OFF R & D FARM	68.47	70.71
F OFF. R & D FARM LABOUR	45.65	46.39
F OFF R & D FARM OFFICE	77.14	79.67
F OFF. R & D FARM	25.89	27.63
F OFF. R & D FARM TAR	24.45	27.02
F OFF. R & D NET	16.57	18.31
F PROJECTOR	3.29	4.06
F R & D Farm Electronics	8.67	9.58
F R&D FARM LED SHARP 60"	8.61	9.52
F R & D FARM PURCHASE	356.50	356.50
F VEHICLE	57.05	64.74
	1,184.55	1,143.89

2.7 Inventories

In ₹ 10000

Particulars	31-03-2016	31-03-2015
Finished Goods	5,334.98	4,113.88
	5,334.98	4,113.88

2.8 Trade receivables

In ₹ 10000

Particulars	31-03-2016	31-03-2015
Trade Receivable		
Unsecured considered good		1,310.17
Outstanding for more than Six Months	1,061.79	
Others	4,507.87	
	5,569.66	1,310.17

INDO-US BIOTECH P. LIMITED

MANAGING DIRECTOR



2.9 Cash and cash equivalents

In ₹ 10000

Particulars	31-03-2016	31-03-2015
Cash in Hand	72.85	0.77
Balances With Banks		
Balance With Scheduled Banks		
Current Account	31.36	6.50
	104.21	7.27

2.10 Short-term loans and advances

In ₹ 10000

Particulars	31-03-2016	31-03-2015
Loans and advances to others		
Unsecured, considered good		
unsecured Loans	45.78	28.57
	45.78	28.57

In Terms Of Our Attached Report
Of Even Date

For Indo Us Bio-Tech Private Limited

INDO-US BIOTECH PRIVATE LIMITED

MANAGING DIRECTOR

Jagdish D Ajudiya

(Director)

Din: 01266138

Maltiben J Ajudia

(Director)

Din: 02403878

Place : Ahmedabad

Date : 07/09/2016

For Mehul R Patel And Associates

Chartered Accountants

Mehulkumar Rasikbhai Patel

(Proprietor)

M. No. : 128669

Frm : 133166w



NOTES ON ACCOUNTS FOR THE YEAR ENDED MARCH 31, 2016**3.1 Revenue from operations**

In ₹ 10000

Particulars	31-03-2016	31-03-2015
Sale of Products	19046.11	19,553.00
	19,046.11	19,553.00

3.2 Other income

In ₹ 10000

Particulars	31-03-2016	31-03-2015
Other Income	91.05	124.64
	91.05	124.64

3.3 Changes in inventories of finished goods, work-in-progress and Stock-in-Trade

In ₹ 10000

Particulars	31-03-2016	31-03-2015
Opening		
Finished Goods	4113.88	2093.35
	4,113.88	2,093.35
Closing		
Finished Goods	5334.98	4113.88
	5,334.98	4,113.88
Increase/Decrease		
Finished Goods	1221.10	2020.53
	1,221.10	2,020.53

3.4 Purchases of Stock-in-Trade

In ₹ 10000

Particulars	31-03-2016	31-03-2015
Finished Goods	17767.57	18523.68
	17767.57	18523.68

3.5 Other expenses

In ₹ 10000

Particulars	31-03-2016	31-03-2015
Employee Benefits Expenses	470.81	354.18
Finance Cost	508.27	321.59
Depriciation and Amortization Exps.	70.50	73.84
Audit Fees Exps.	6.10	2.40
Legal and Professional Fees Exps.	50.32	7.07
Packing Materials Exps.	33.86	0.00
R & D University Trial Exp.	57.56	0.00
Rent Exps.	61.50	60.00
Other Expenses	1,015.89	2,046.90
	2,274.80	2,865.98

INDO-US BIOTECH P. LIMITED

MANAGING DIRECTOR



3.6 Tax expense

In ₹ 10000

Particulars	31-03-2016	31-03-2015
Current tax	63.94	12.57
Deferred tax	0	-5.57
	63.94	7.01

In Terms Of Our Attached Report
Of Even Date

For Indo Us Bio-Tech Private Limited
INDO-US BIOTECH P. LIMITED

MANAGING DIRECTOR

Jagdish D Ajudiya
(Director)

Din: 01266138

Maltiben J Ajudiya
(Director)

Din: 02403878

Place : Ahmedabad
Date : 07/09/2016

For Mehul R Patel And
Chartered Accountants



Mehulkumar Rasikbhai Patel
(Proprietor)

M. No. : 128669

Frm : 133166w



Notes Forming Part of Accounts:

1. Significant Accounting Policies:

Basis of preparation:

The financial statements of the Company have been prepared in accordance with generally accepted accounting principles in India (Indian GAAP). These financial statements have been prepared to comply in all material respects with the Accounting Standards notified by Companies (Accounting Standards) Rules, 2006, (as amended) and the relevant provisions of the Companies Act, 1956/2013. The financial statements have been prepared under the historical cost convention on an accrual basis and going concern basis. The accounting policies have been consistently applied by the company are consistent with those used in the previous year.

Use of Estimates:

The preparation of financial statements in conformity with generally accepted accounting principles requires management to make estimates and assumptions that affect the reported amounts of assets and liabilities and disclosure of contingent liabilities at the date of the financial statements and the results of operations during the reporting period. Although these estimates are based upon management's best knowledge of current events and actions, actual results could differ from these estimates.

2. Tangible Fixed Assets:

- Fixed assets are stated at cost less accumulated depreciation and impairment losses if any. Cost comprises the purchase price and directly attributable cost of bringing the asset to its working condition for its intended use. Any trade discounts and rebates are deducted in arriving at the purchase price.
- Borrowing costs relating to acquisition of tangible assets which takes substantial period of time to get ready for its intended use are also included to the extent they relate to the period till such assets are ready to be put to use. Assets under installation or under construction as at the Balance Sheet date are shown as Capital Work in Progress.

3. Impairment of Assets:

- The carrying amounts of assets are reviewed at each balance sheet date if there is any indication of impairment based on internal / external factors. An impairment loss is recognized wherever the carrying amount of an asset exceeds its recoverable amount. The recoverable amount is the greater of the asset's net selling price and value in use. In assessing value in use, the estimated future cash flows are discounted to their present value using a pre-tax discount rate that reflects current market assessments of the time value of money and risks specific to the asset. Net selling price is the amount obtainable from the sale of an asset in an arm's length transaction between knowledgeable, willing parties, less the costs of disposal.
- After impairment, depreciation is provided on the revised carrying amount of the asset over its remaining useful life.

INDO-US BIOTECH P. LIMITED

MANAGING DIRECTOR



4. Depreciation and Amortisation:

Depreciation on the fixed assets is provided under straight-line method as per the rates prescribed in Schedule XIV to the Companies Act, 1956 or at rates permissible under applicable local laws so as to charge off the cost of assets to the Statement of Profit and Loss over their estimated useful life, except on the following categories of assets:

- (i) Assets costing up to Rs5,000/- are fully depreciated in the year of acquisition if it deem fit.
- (ii) Leasehold land and leasehold improvements are amortised over the primary period of lease.
- (iii) Intangible assets are amortised over their useful life of 5 years.

5. Employee Benefits:

Employee benefits include provident fund, employee state insurance scheme, gratuity fund and Compensated absences.

6. Inventories:

Stock in trade, stores and spares are valued at the lower of the cost or net realizable value. Net realizable value is the estimated selling price in the ordinary course of business, less estimated costs of completion and estimated costs necessary to make the sale. Cost of stock in trade procured for specific projects is assigned by specific identification of individual costs of each item. Costs of stock in trade, that are interchangeable and not specific to any project is determined using the weighted average cost formula. Cost of stores and spare parts is determined using weighted average cost.

7. Borrowing Costs:

Borrowing costs directly attributable to the acquisition, construction or production of an asset that necessarily takes a substantial period of time to get ready for its intended use or sale are capitalized as part of the cost of the respective asset. All other borrowing costs are expensed in the period they occur. Borrowing costs consist of interest, exchange differences arising from foreign currency borrowings to the extent they are regarded as an adjustment to the interest cost and other costs that an entity incurs in connection with the borrowing of funds.

8. Revenue Recognition:

Revenue from Operations

- Sale and operating income includes sale of products, services, income from job work services, export incentives, etc.
- Sale of goods are recognised, net of returns and trade discounts, on transfer of significant risks and rewards of ownership to the buyer. Sales include excise duty but exclude sales tax and value added tax.
- Sale of services are recognised when services are rendered and related costs are incurred.

~~INDO-US BIOTECH P. LIMITED~~

MANAGING DIRECTOR



- Export benefit are accounted for in the year of exports based on eligibility and when there is no Uncertainty in receiving the same.

Other income

- Interest income is recognised on time proportion basis taking into account the amount outstanding and the rate applicable.
- Dividend income is recognised when right to receive is established.
- Rent income is booked as per terms of contracts.

9. Taxation:

Tax expense comprises current and deferred tax. Current income tax expense comprises taxes on income from operations in India and in foreign jurisdictions. Income tax payable in India is determined in accordance with the provisions of the Income Tax Act, 1961 and tax expense relating to overseas operations is determined in accordance with tax laws applicable in countries where such operations are domiciled.

- Deferred tax expense or benefit is recognized on timing differences being the difference between taxable income and accounting income that originate in one period and are capable of reversal in one or more subsequent periods.
- **Minimum Alternative tax (MAT) credit** is recognized as an asset only when and to the extent there is convincing evidence that the Company will pay normal income tax during the specified period. In the year in which the MAT Credit becomes eligible to be recognized as an asset in accordance with the recommendations contained in guidance note issued by the Institute of Chartered Accountants of India, the said asset is created by way of a credit to the statement of profit and loss and shown as MAT Credit Entitlement. The Company reviews the MAT Credit Entitlement at each balance sheet date and writes down the carrying amount of the MAT Credit Entitlement to the extent there is no longer convincing evidence to the effect that Company will pay normal income tax during the specified period.

10. Earnings per share:

Basic earnings per share are calculated by dividing the net profit or loss for the period attributable to equity shareholders by the weighted average number of equity shares outstanding during the period.

For the purpose of calculating diluted earnings per share, the net profit or loss for the period attributable to equity shareholders and the weighted average number of shares outstanding during the year are adjusted for the effects of all dilutive potential equity shares.

11. Provisions:

A provision is recognized when there exists a present obligation as a result of past events and it is probable that an outflow of resources embodying economic benefits will be required to settle the obligation, and a reliable estimate can be made of the amount of the obligation. Provisions are not discounted to present value and are determined based on best estimates required to settle the obligation at the reporting date. These estimates are reviewed at each

~~INDO US BIOTECH P. LIMITED~~

MANAGING DIRECTOR



reporting date and adjusted to reflect the current best estimates.

12. Contingent liabilities:

A contingent liability is a possible obligation that arises from past events whose existence will be confirmed only by the occurrence or non occurrence of one or more uncertain future events beyond the control of the Company or a present obligation that is not recognized because it is not probable that an outflow of resources will be required to settle the obligation. A contingent liability also arises in extremely rare cases where there is a liability that cannot be recognized because it cannot be measured reliably, the Company does not recognize a contingent liability but discloses its existence in the financial statements.

13. Cash and cash equivalent:

Cash and cash equivalents for the purposes of cash flow statement comprise cash at bank and in hand and short term deposits with banks with an original maturity of three months or less.

14. Intangible Assets:

There are no research and development activities relating to fixed assets and no expenses are claimed in profit and loss account related to it. The company has not acquired any intangible assets during the year.

15. Impairment of Assets:

There is no impairment of any assets to be required during the year.

Notes Forming part of Accounts

- 1 Except Cash and Bank Balances, all current Assets, Current Liabilities, Loans and advances and provisions are subject to confirmation and reconciliation.
- 2 Estimated amount of contract remaining to be executed on capital account and provided for are Rs.NIL.
- 3 Payments to Auditor

Particulars	2015-16	2014-15
Audit Fess	61,000/-	55,000/-
Income Tax Law Matters	61,400/-	55,000/-
Taxation	0	30,000/-
Total	1,22,400/-	1,40,000/-

INDO-US BIOTECH P. LIMITED

MANAGING DIRECTOR



INDO US BIO-TECH PRIVATE LIMITED

Regd. Office: 309, Shanti Mall, Opp. Navrang Tower, Satadhar Char Rasta, Sola Road,
Ahmedabad - 380061.

CIN : U01122GJ2004PTC043550

BALANCE SHEET AS AT 31/03/2016

In ₹ 10000

Particulars	Note	31-03-2016	31-03-2015
EQUITY AND LIABILITIES			
Shareholders' funds			
Share capital	2.1	1,488.87	1,488.87
Reserves and surplus	2.2	1,608.76	1,356.81
		3,097.62	2,845.67
Non-current liabilities			
Long-term borrowings	2.3	229.91	484.70
		229.91	484.70
Current liabilities			
Short-term borrowings	2.4	4,856.33	1,608.18
Trade payables	2.5	4,491.99	2,101.90
		9,348.32	3,710.08
TOTAL		12,675.85	7,040.45
ASSETS			
Non-current assets			
Fixed assets			
Tangible assets	2.6	1,184.55	1,143.89
		1,184.55	1,143.89
Deferred tax assets (net)		436.67	436.67
		1,621.22	1,580.56
Current assets			
Inventories	2.7	5,334.98	4,113.88
Trade receivables	2.8	5,569.66	1,310.17
Cash and cash equivalents	2.9	104.21	7.27
Short-term loans and advances	2.10	45.78	28.57
		11,054.63	5,459.89
TOTAL		12,675.85	7,040.45

In Terms Of Our Attached Report
Of Even Date

For Indo Us Bio-Tech Private Limited

INDO US BIOTECH P. LIMITED

MANAGING DIRECTOR

Jagdish D Ajudiya

(Director)

Din: 01266138

Place : Ahmedabad

Date : 07/09/2016

Maltiben J Ajudia

(Director)

Din: 02403878

For Mehul R Patel And Associates

Chartered Accountants

Mehulkumar Rasikbhai Patel

(Proprietor)

M. No. : 128669

Fm : 133166w

Ment. No.
128669

2.9 Cash and cash equivalents

Cash And Bank

Particulars	As On 31/03/2016	As On 31/03/2015
Cash And Bank		
Cash Office	4,13,707	3,023
Cash Sale-Pur A/C	3,11,562	0
Hdfc Bank A/C-50200006021296	3,12,820	65,030
R & D Farm Cash A/C	749	0
Sanand Godown Cash A/C	3,213	4,663
Total	10,42,051	72,716

2.10 Short-term loans and advances

Loans And Advances (Assets)

Particulars	As On 31/03/2016	As On 31/03/2015
Loans And Advances (Assets)		
Deposit Bsnl	500	500
Deposit Chhattisgadh Licence	1,00,000	1,00,000
Deposit Jagdishbhai (Water-Sanand)	200	200
Deposit Kinnaben Mukeshbhai Kalaria (New Factory)	1,50,000	1,50,000
L Pankajbhai Patel (Home Owner)	30,000	30,000
Off. S Ketanbhai Bamrotiya Tada A/C	5,000	5,000
Prepaid Insurance Exp	72,141	0
The M.P State Agro I.D.C.	1,00,000	0
Total	4,57,841	2,85,700

INDO-US BIOTECH P. LIMITED



MANAGING DIRECTOR


**SCHEDULES FORMING PART OF PROFIT & LOSS ACCOUNT
FOR THE YEAR ENDED ON 31ST MARCH, 2016**

3.1 Revenue from operations

Sales A/C		
Particulars	Year Ended 31/03/2016	Year Ended 31/03/2015
Sales A/C		
Off. Seeds Sales A/C(Fa-Pro Income)	1,157	73,231
Sales Account (D)	13,66,02,182	13,69,45,160
Sales Account Export	-	21,59,403
Sales Account Gujrat	3,80,11,404	5,50,54,305
Sales Account Mh	80,43,023	55,96,601
Sales Account Mp	87,80,012	31,04,458
Sales Account Rajasthan	64,12,013	82,30,703
Sales Accounts Export	6,93,334	-
Sales Accounts Ogs	6,81,382	6,82,177
Sales Return Gujarat	-77,79,429	-1,31,45,581
Sales Return Maharashtra	-2,31,130	-6,59,755
Sales Return Mp	-5,25,938	-2,62,380
Sales Return Ogs	-7,772	-
Sales Return Rajasthan	-7,19,132	-8,23,785
Transportation	-	27,460
Packing & Forwarding A/C	-	5,38,017
Debit Note	-	28,898
Off. Lab Income	-	1,000
Total	19,04,61,110	19,55,29,952

3.2 Other income

Other Income		
Particulars	Year Ended 31/03/2016	Year Ended 31/03/2015
Debit Note	1,13,493	0
Off. Sanand Godown Other Sales	4,972	-
Cash Discount Received	22,291	7,85,098
Conner Charges	22,105	-
Income Tax Refund	-	63,450
Off Office Salary	-76,988	-
Off. Sarkhaj Rent (In Come)	2,70,300	-
Parth Sales Co (Sarkhaj God. Rent)	-	82,360
Processing Fees	30,100	2,80,338
Round Off	99	99
Staff Training	2,20,967	-
Transport Income	3,03,153	-
Off. Ropssing Mepabhai Metaliya Ta Da	-	6405
Off. Rajnikant Patel Ta. Da	-	2975
Off. Vijay More Ta. Da	-	15,685
Total	9,10,494	12,46,408

3.4 Purchases of Stock-in-Trade

Purchase A/C		
Particulars	Year Ended 31/03/2016	Year Ended 31/03/2015
Purchase A/C		
Purchase Account (D)	13,93,12,143	15,08,05,644
Purchase Account Gujarat	3,82,19,069	3,10,29,571
Purchase Account Import	23,78,453	1,70,156
Purchase Account Ogs	18,66,432	32,44,420
Purchase Return Gujarat	-19,96,069	-
Purchase Return Ogs	-1,23,338	-13,020
Total	17,76,75,689	18,62,36,771

INDO-US BIOTECH P. LIMITED

MANAGING DIRECTOR



3.5 Other expenses

Direct Expenses (A)

Particulars	Year Ended 31/03/2018	Year Ended 31/03/2015
Direct Expenses		
Credit Note	6,26,031	10,74,163
Credit Note For Castor	720	42,330
Credit Note For Coriander	8,63,709	-
Credit Note For Cotton & Bhindi	2,32,290	3,32,749
Credit Note For Cotton 100%	2,79,210	3,79,624
Credit Note For Cumin	4,13,177	-
Credit Note For Cumin & Isabgol	50,792	5,21,094
Credit Note For Cumin Qty Discount	58,726	59,850
Credit Note For Gum Guvar	-	4,755
Credit Note For Isabgol	20,614	-
Credit Note For Mustard	9,189	-
Credit Note For Onion	65,158	49,349
Credit Note For Sesamum, Black Gram, Green Gram	3,07,862	-
Credit Note For Sesamum, Gram, Green Gram	-	3,53,541
Credit Note For Transportation	54,688	-
Credit Note For Ungerminated Seed	90,526	-
Credit Note For Vegetable Seeds	44,174	8,12,907
Credit Note For Wheat	53,280	27,930
Off. R & D Labour Salary Exp.	17,875	-
Off. Export Exp.	-	4,91,632
Off. Machinery Repairing Charges	17,847	8,725
Off. Office Insurance	-	67,853
Off. Plumbing Work Exp.	-	62,959
Off. R & D Electricity Exp.	18,563	-
Off. R & D Farm Bonus Exp.	9,238	-
Off. R & D Farm Exp.	9,57,928	-
Off. R & D Farm Fertilizer Exp.	86,045	-
Off. R & D Farm Freight Exp.	14,330	-
Off. R & D Farm Rep. & Maint. Exp.	41,509	-
Off. R & D Farm Trial Exp.	49,993	-
Off. R & D Germplasm Exp.	92,928	-
Off. R & D Lab Exp.	6,200	-
Off. R & D Labour Exp.	3,54,922	-
Off. R & D Plotting Exp.	21,010	-
Off. R & D Plouding Exp.	1,45,571	-
Off. R & D Refreshment Exp.	51,603	-
Off. R & D Stationary Exp.	21,818	-
Off. R & D Transport & Petrol Exp.	1,00,290	-
Off. R & D Vehicle Maintenance Exp.	6,637	-
Off. R&D Postering Exp. (Adv)	14,950	-
Off. Salary Sanjay Nakum	-	-10,281
Off. Website Exp.	44,010	6,300
Off. Weight Control Exp.	-	5,660
Packing & Forwarding	-	56,323
Rate Differnet	1,98,580	-
Scheme Discount	-	21,593
Var & Cal Exp	3,24,567	-
Total (A)	67,67,876	43,69,238

INDOGEN ~~PRIVATE~~ LIMITED

3/8

MANAGING DIRECTOR



Indirect Expenses (Rs)

Particulars	Year Ended 31/03/2018	Year Ended 31/03/2015
Indirect Expenses		
Admin Charges	-	5,353
Exp. Shree Ganesh Enterprise	-	25,000
Exp. Stamp Duty	-	38,100
Off. Cold Storage Exp.	1,26,668	-
Off. Machinery Repairing & Maintenance Exp.	34,978	-
Off. Nimeshbhai Modl. For Na	-	1,25,000
Off. R & D Salary Exp.	-	4,42,360
Off. Seeds Licence Exp.	-	190
Off. Surendrbhai Ta-Da	-	10,393
Off. Postal Exp.	-	25,417
Off. Roopsang Mepabhai, Metakiya Ta Da	12,455	0
Off. Advertisement Exp.	1,43,001	7,57,706
Off. Bad Debts	49,042	6,22,986
Off. Bonus Exp.	-	48,815
Off. Business Development Exp.	-	24,000
Off. Charity Exp.	-	2,100
Off. Computer Stationary & Maintenance	41,413	35,210
Off. Consultancy Fee Exp.	47,365	21,077
Off. Conveyance Exp.	75,000	7,213
Off. Courier Exp.	1,24,411	2,07,785
Off. Electricity & Fittings Exp.	1,31,950	2,16,282
Off. Employer's Provided Fund	-	61,078
Off. Farmers Meeting Exp.	-	85,531
Off. Freight Exp.	-	2,154
Off. Fumigation Exp.	-	3,090
Off. Godawn Exp.	1,04,976	3,60,362
Off. Godawn Insurance	-	665
Off. Hemrajibhai Tada A/C	-	5,508
Off. Import Exp.	-	56,500
Off. Internete Exp.	-	45,042
Off. Internet Exp.	10,200	-
Off. Jayesh Modi Ta Da A/C	-	27,700
Off. Kamlesh Patel Ta Da A/C	-	1,239
Off. Kaser A/C	6,711	32,843
Off. Loading-Unloading Charges	98,555	90,851
Off. Mediclaim Insurance	31,585	-
Off. Membership A/C	-	37,742
Off. Municiple Tax	47,045	36,445
Off. Office Exp.	1,76,856	4,46,968
Off. Office Insurance	28,748	-
Off. Office Maintenance Exp.	-	12,645
Off. Packing Material Exp.	-	14,86,852
Off. Personal Insurance	16,174	20,566
Off. Petrol & Diesel Exp.	1,02,598	1,36,881
Off. Printing Exp.	4,94,561	1,78,224
Off. Printing Material	-	19,090
Off. Promotional Exp.	-	11,014
Off. R & D Electricity Exp.	-	1,12,513
Off. R & D Farm Exp.	-	12,47,782
Off. R & D Farm Fertilizer Exp.	-	3,98,731
Off. R & D Farm Freight Exp.	-	4,70,719
Off. R & D Farm Telephone/Mobile Exp.	-	1,500
Off. R & D Farm Trial Exp.	-	6,85,941
Off. R & D Gamplasm Exp.	-	7,70,021
Off. R & D Lab Exp.	-	900
Off. R & D Labour Exp.	-	6,79,140
Off. R & D Plant And Quateriers Exp.	-	1,29,933
Off. R & D Plant Binding Exp.	-	1,50,245
Off. R & D Plouding Exp.	-	6,58,194
Off. R & D Refreshment Exp.	-	3,16,400
Off. R & D Stationary Exp.	-	4,61,200
Off. R & D Tour Exp.	-	3,48,292
Off. R & D Transport & Petrol Exp.	-	5,08,653
Off. R & D Vehicle Maintenance Exp.	-	4,53,968
Off. Rajnikant Patel Ta Da	14,864	0
Off. Refreshment Exp.	1,00,361	1,64,612
Off. Registration Fee. A/C	-	15,950

~~INDIA VEDIC FOODS LIMITED~~

MANAGING DIRECTOR



Deposit Harshdeep Krushi Vikas Kendra, Bhikangaon	10,000	10,000
Deposit Himalay Agro Centre, Thalia	10,000	10,000
Deposit Himalaya Agro Centre - Ranpur	10,000	10,000
Deposit J. K. Agro Chemical, Mahuva	10,000	10,000
Deposit J. K. Agro Seeds & Pesticides, Savali	10,000	10,000
Deposit J. K. Beej Bhundar, Choti Sadadi	10,000	10,000
Deposit J. K. Seeds & Pesticides, Bhavnagar	10,000	10,000
Deposit Jadav Agro, Dhangdhra	10,000	10,000
Deposit Jakhad Agro Agency, Nagada	10,000	10,000
Deposit Jalaram Pesticides, Dhokaliya	10,000	10,000
Deposit Jalaram Seeds Corporation, Bayad	10,000	10,000
Deposit Jalaram Seeds, Bayad	10,000	10,000
Deposit Janki Sales Corporation, Jagdar	10,000	10,000
Deposit Jay Ambe Sales, Bistan	10,000	10,000
Deposit Jay Bajrang Krupa Agro Centre Kuvadava	10,000	10,000
Deposit Jay Gujrat K.V.K., Balasinor	10,000	10,000
Deposit Jay Khodiyar Agro Traders, Kalavad	10,000	10,000
Deposit Jay Khodiyar Agro, Koliyad	-	10,000
Deposit Jay Vadvala Agro Centre, Diyodar	10,000	10,000
Deposit Jay Yogeshwari Krushi Kendra, Mahuva	10,000	10,000
Deposit Jayeshbhai Makwana	101	101
Deposit Jayshree Krushi Seva Kendra, Singhana	10,000	10,000
Deposit Jignesh L Patel	-	5,000
Deposit Junnare Brothers Agro P. Ltd Nasik	10,000	11,001
Deposit Jyothi Krushi Seva Kendra, Garoth	10,000	10,000
Deposit Jyoti Agro, Ahmedabad	10,000	10,000
Deposit Kailash Agro Agency, Jamkandorna	10,000	10,000
Deposit Kamakshi Seeds, Satlashna	10,000	10,000
Deposit Kamdhenu Agro Seeds, Gondal	10,000	10,000
Deposit Kanahiya Krushi Sewa Kendra, Harda	10,000	10,000
Deposit Kaushik Trading Co., Junagadh	-	10,000
Deposit Keshar Agro Agency, Visavadar	5,000	5,000
Deposit Khedut Agro, Aamod	10,000	10,000
Deposit Khedut Ghar, Jasdhan	10,000	10,000
Deposit Kheti Vikas Kendra - Botad	10,000	10,000
Deposit Kheti Vikas Kendra, Samakhiyali	10,000	10,000
Deposit Khodiyar Agro Center- Vanda	10,000	-
Deposit Kishan Agro Centre Limbdi	10,000	10,000
Deposit Kishan Agro Centre, Upleta	10,000	10,000
Deposit Kishan Bij Nigam Modasa	10,000	10,000
Deposit Kishan Fertilizer, Kapadwanj	10,000	10,000
Deposit Kishan Krishi Sewa Kendra - Basshi	10,000	10,000
Deposit Kishan Krushi Kendra Palanpur	10,000	10,000
Deposit Kishan Krushi Sadan, Chhanera	10,000	10,000

INDO-US SIOTEC P. LIMITED

MANAGING DIRECTOR



Deposit Kishan Krushi Seva Kendra, Tikari	10,000	10,000
Deposit Krishan Agro Chemicals, Chotila	10,000	10,000
Deposit Krishi Care, Salal	5,000	5,000
Deposit Krishna Seeds & Pesticides, Udhaibandava	10,000	10,000
Deposit Krishna Seeds, Bhavnagar	10,000	10,000
Deposit Krishna Trading Co., Surendranagar	10,000	10,000
Deposit Krushi Agro Chemicals, Gariadhar	10,000	10,000
Deposit Krushi Bhusan, Karad	10,000	10,000
Deposit Krushi Kalyan Kendra, Bhabhar	10,000	10,000
Deposit Krushi Mandir, Kapadvanj	20,000	20,000
Deposit Krushi Seva Kendra, Rampur Chowkdi	10,000	10,000
Deposit Krushna Agrotech, Ratlam	10,000	10,000
Deposit Kushwah Enterprise Khargaon	10,000	10,000
Deposit Laxmi Seeds Agency, Modasa Bayad	10,000	10,000
Deposit Laxmi Traders, Sirsila	9,940	9,940
Deposit Laxmidas Mohanlal, Bhayavadar	10,000	10,000
Deposit Lokesh K.S.K. Satwas	10,000	10,000
Deposit Lucky Krushi Seva Kendra Petlavad	10,000	10,000
Deposit M/S Bharat Bij Bhandar Sikar (Raj)	15,000	15,000
Deposit M/S Chaudhary Trading Co. Jaipur	15,000	15,000
Deposit M/S Krushi Seva Kendra Gargoti	10,000	10,000
Deposit M/S Pandurang Agro Agencies, Umbraj	10,000	10,000
Deposit M/S Prempushp Agro, Khandwa	10,000	10,000
Deposit M/S Sheikh K.S.K. Niwali	10,000	10,000
Deposit M/S Trimurti Agro Tech, Nanded	10,000	10,000
Deposit M/S. Ambika Ksk Khargaon	10,000	10,000
Deposit M/S. Kishan Trading Co., Jamkandorana	10,000	10,000
Deposit Ma Ashapuri Pesticides Badwani	10,000	10,000
Deposit Maa Tripura Agro Agency Bamaniya	10,000	10,000
Deposit Maahi Agriculture, Dhrol	10,000	-
Deposit Madhav Irrigation & Fertiliser - Sayla	10,000	10,000
Deposit Mahakali Agro Centre Koita	10,000	10,000
Deposit Mahalaxmi Agro Centre - Ranashan	10,000	10,000
Deposit Mahalaxmi Agro Services, Panchgani	10,000	10,000
Deposit Mahalaxmi Krushi Seva Kendra	10,000	10,000
Deposit Mahesh Seeds, Yerola	10,000	10,000
Deposit Maheshkumar Chaudhari	-	5,000
Deposit Malaviya Krushi Seva Kendra, Manavar	10,000	10,000
Deposit Manish Beej Bhandar, Rajasthan	10,000	10,000
Deposit Mansi Agro Centre, Santhali	10,000	10,000
Deposit Maruti Seeds, Visavadar	10,000	10,000
Deposit Maruti Traders, Naswadi	15,000	15,000
Deposit Marutinandan Agro Centre, Becharaji	10,000	10,000
Deposit Milan Agro Agency, Jam-Kalyanpur	10,000	10,000
Deposit Mitul Agro Agency, Kontali	10,000	10,000

INDO-US BIOTECH P. LIMITED

MANAGING DIRECTOR



Deposit More Vijay Bhaidas@Manesar	-	4,500
Deposit Muktavar Agencies, Pathari	10,000	10,000
Deposit Naik Brothers, Nagpur	10,000	10,000
Deposit Navbharat Traders, Padra	10,000	10,000
Deposit Navgujarat Seeds, Kapadwanj	10,000	10,000
Deposit Navin Trading Co. Porbandar	10,000	10,000
Deposit Navinbhai Popatlal Pandya	-	5,000
Deposit Navkar Agro Agency, Talaja	10,000	-
Deposit New Balaji Krushi Seva Kendra, Rajgadh	10,000	10,000
Deposit New Gupta K.S.K. Dahi	10,000	10,000
Deposit New Shree Ram Krushi Seva Kendra, Badnagar	10,000	10,000
Deposit New Suyog Traders, Sirsila	10,000	10,000
Deposit Nidhi Traders, Yavatmal	10,000	10,000
Deposit Nilam Agro Chemicals, Talaja	10,000	10,000
Deposit Nilkanth Agro Agency, Dholka	10,000	10,000
Deposit Nimchand Jethabhai Kotak, Morbi	20,000	20,000
Deposit Om Agro Input Palitana	10,000	10,000
Deposit P B Agro Traders Chomu	10,000	10,000
Deposit Panchvati Agro Centre-Lalpur	10,000	10,000
Deposit Panjavani Agro Chemicals, Talaja	10,000	10,000
Deposit Panjvani Agro Traders Jesar	10,000	10,000
Deposit Parag Agro Agencies, Aurangabad	10,000	10,000
Deposit Paras Agro Agency, Rajgadh	10,000	10,000
Deposit Pari Agro Seeds, Tajpur	20,000	20,000
Deposit Parishram Krushi Seva Kendra, Mundi	10,000	10,000
Deposit Parth Sales Co. Godown Rent	34,000	34,000
Deposit Pastakia Agro Nigam, Navsari	10,000	10,000
Deposit Pastakiya Agro Centre, Gandevi	10,000	10,000
Deposit Patel Agro Agency, Deradi	10,000	10,000
Deposit Patel Agro Centre Lathi	10,000	10,000
Deposit Patel Agro Centre, Bhanvad	10,000	10,000
Deposit Patel Agro Centre, Paliyad	10,000	10,000
Deposit Patel Agro Chemicals & Fertilizer, Pethapur	10,000	10,000
Deposit Patel Agro Seeds, Nikava	10,000	10,000
Deposit Patel Chemicals, Savarkundla	10,000	10,000
Deposit Patel Sales Corporation, Tharad	10,000	10,000
Deposit Patel Seeds & Agro Chemicals, Amreli	10,000	10,000
Deposit Patidar Krushi Kendra, Tal	10,000	10,000
Deposit Patidar Krushi Vikas Kendra, Nimach	10,000	10,000
Deposit Pawan Agro Agency, Khandwa	10,000	10,000
Deposit Pawan Krushi Kendra Chandrawari	10,000	10,000
Deposit Payal Agro, Talaja	10,000	-
Deposit Prabhat Agro Centre, Thara	10,000	10,000
Deposit Prabhatbhai Thakore	-	101
Deposit Pragati Krushi Kendra, Rajula	10,000	10,000

INDO-US ESTECH P. LIMITED



MANAGING DIRECTOR



Deposit Prakash Enterprise, Badwani	10,000	10,000
Deposit Pramukh Agro Chemicles, Talaja	10,000	10,000
Deposit Pramukh Traders, Bodeli	10,000	10,000
Deposit Pravin Traders, Rajpur	10,000	10,000
Deposit Priya Bij Bhandar, Narsinhpur	10,000	10,000
Deposit Radhaswami Bij Nigam, Keem Chokadi	10,000	10,000
Deposit Raghuvir Agro Chemicals Botad	10,000	10,000
Deposit Raghuvir Traders, Vichhiya	10,000	10,000
Deposit Raiyani Agro Seeds, Gondal	10,000	10,000
Deposit Raiyaraj Agro Centre, Junagadh	10,000	10,000
Deposit Raj Agri Collection, Kukshi	10,000	10,000
Deposit Raj Agro Agency, Chiloda	10,000	10,000
Deposit Raj Krushi Kendra, Bhanvad	10,000	10,000
Deposit Rajasthan Agri Clinic A.B. & P.C.M. Ajmer	10,000	10,000
Deposit Rajlaxmi Agricose, Kekari(Ajmer)	10,000	10,000
Deposit Rajnikant Manubhai Patel	-	5,000
Deposit Rajshree Agro Traders, Sanrolli	10,000	10,000
Deposit Rajvi Agro Centre, Dhangadra	10,000	10,000
Deposit Ramdev Krushi Seva Kendra Nagpur	10,000	10,000
Deposit Ravi Agro Centre, Sardhar	10,000	10,000
Deposit Raviraj Agro Manavadar	10,000	10,000
Deposit Roopsang Mepabhai Metaliya	-	1
Deposit Royal Seeds & Pesticides, Rajkot	20,000	20,000
Deposit Royalty House Retails Ltd., Rajkot	50,000	50,000
Deposit Rugnath Agro Chemicals	10,000	10,000
Deposit Sadguru Enterprise, Rajgadh	10,000	10,000
Deposit Sagar Agro Agency, Kukavav	10,000	10,000
Deposit Sagar Agro Centre - Detroj	10,000	10,000
Deposit Sagar Agro Centre Becharji	10,000	10,000
Deposit Sagar Agro Seeds, Jamnagar	10,000	10,000
Deposit Sahakar Agro Agency, Bhuj	10,000	10,000
Deposit Sahjanand Traders, Valavav Chokdi	10,000	10,000
Deposit Sainath Agro Chemicals, Dhasa	10,000	10,000
Deposit Sakshi Enterprise, Mengaon	10,000	10,000
Deposit Samruddhi Seeds & Pesticides, Mahudha	10,000	10,000
Deposit Sanghavi Krushi Sewa Kendra, Mandisor	10,000	10,000
Deposit Sanjaybhai Jamnagar Marketing	-	101
Deposit Sanjivani Biotech India Chhindwara	10,000	10,000
Deposit Saradar Agro Centre, Tana	10,000	10,000
Deposit Sarda Beej Bhandar, Nimach	10,000	10,000
Deposit Sardar Agro Agency, Amrell	10,000	10,000
Deposit Sardar Agro Agency, Dhangadhra	10,000	10,000
Deposit Sardar Agro And Beej Nigam Surat	10,000	10,000
Deposit Sardar Agro Sales, Khatraj Chowkdi	10,000	10,000

INDO-US BIOTECH LIMITED

38

MANAGING DIRECTOR



Deposit Sarode Ksk, Sillod	10,000	10,000
Deposit Sarthi Agro Seeds, Rajkot	10,000	10,000
Deposit Saurashtra Agro Centre, Ranpur	10,000	10,000
Deposit Saurashtra Agro Centre, Chotila	10,000	10,000
Deposit Saurashtra Agro Seed, Moti Paneli	10,000	10,000
Deposit Saurashtra Krishi Kendra Bhavnagar	10,000	10,000
Deposit Sawaria Traders, Khanchrod	10,000	10,000
Deposit Shah Agro Agency, Dharangaon	10,000	10,000
Deposit Shakti Agencies Dedtalai	10,000	10,000
Deposit Shetkari Krushi Seva Kendra, Shivana	10,000	10,000
Deposit Shiv Agro Traders, Jasdan	10,000	10,000
Deposit Shiv Krushi Beej Nigam Surat	10,000	10,000
Deposit Shivprasad Agro Chemical & Fertilizer Sarva	10,000	10,000
Deposit Shivshakti Agro Traders, Tonk	10,000	10,000
Deposit Shivshakti Pesticides Balasinor	10,000	10,000
Deposit Shivshakti Trading Co. Parbhani	10,000	10,000
Deposit Shree Agro Marketing, Vijapur	10,000	10,000
Deposit Shree Beej Bhandar, Bijoulia	10,000	10,000
Deposit Shree Bhagya Laxmi Agro, Khambhalia	10,000	10,000
Deposit Shree Bij Nigam, Nikava	10,000	10,000
Deposit Shree Chamunda Agro Chemicals, Dhandhuka	10,000	10,000
Deposit Shree Chamunda Agro Cmcls Limbadi	10,000	10,000
Deposit Shree Ganga Agro Agency Sanawad	10,000	10,000
Deposit Shree Ganga Beej Bhandar, Khacharod	10,000	10,000
Deposit Shree Jalaram Fertilizer, Dhanera	10,000	10,000
Deposit Shree Krishna Agro Agency, Khandwa	10,000	10,000
Deposit Shree Krishna Agro Chemicals Rajula	10,000	10,000
Deposit Shree Krishna Agro Chemicals Vyara	10,000	10,000
Deposit Shree Krishna Agrotech, Sathamba	10,000	10,000
Deposit Shree Krishna Fertilizer Demai	10,000	10,000
Deposit Shree Maruti Agro Chemicals, Amreli	10,000	10,000
Deposit Shree Prakash Beej, Una	10,000	10,000
Deposit Shree Raj Fertilizers Nirmall	10,000	10,000
Deposit Shree Ram Agro Centre Vijpadi	10,000	10,000
Deposit Shree Ram Corporation, Deesa	10,000	10,000
Deposit Shree Sai Enterprise, Khargaon	10,000	10,000
Deposit Shree Vrajgopal Jagdishchand, Kannud	10,000	10,000
Deposit Shree Vyanktesh Agencies, Nanded	10,000	10,000
Deposit Shreeji Agro Centre, Dedan	10,000	10,000
Deposit Shreeji Agro Trading, Rajpipala	10,000	10,000
Deposit Shreenathji Krushi Kendra, Jamjodhpur	10,000	10,000
Deposit Shreenathji Agro Chemicals Kalavad	10,000	10,000
Deposit Shreenathji Agro Rajkot	10,000	10,000
Deposit Shreeram Agency, Petalawad	10,000	10,000

INDO-US BIOTECH P. LIMITED

38

MANAGING DIRECTOR



Deposit Shreeram Agro Centre, Velda	10,000	10,000
Deposit Shri Balaji Agro Agency, Alwar	10,000	10,000
Deposit Shri Dhari Vividh Karyakari S. M. L Dhari	10,000	10,000
Deposit Shri Ganesh Agro, Chalala	10,000	10,000
Deposit Shri Ganesh Seeds & Fertilizers, Lunavada	10,000	10,000
Deposit Shri Gel Agro, Virpur	10,000	10,000
Deposit Shri I.G. Krishi Seva Kendra, Barda	10,000	10,000
Deposit Shri Khodiyar Traders, Kuvadava	10,000	10,000
Deposit Shri Krushi Vikas Agency, Visavadar	10,000	10,000
Deposit Shri Ram Agro Agency, Halvad	10,000	10,000
Deposit Shriji Agro Agency, Timbi	10,000	10,000
Deposit Shriji Bij Bhandar, Devgadhi Bariya	10,000	10,000
Deposit Shriji Kheti Vikas Kendra, Jamraval	10,000	10,000
Deposit Shrinathji Agro Centre Kalana	3,660	15,000
Deposit Shrinathji Agro Chemicals, Jam Kalyanpur	10,000	10,000
Deposit Shyam Traders, Medta City	20,000	20,000
Deposit Siddhivinayak Agro Traders Bayad	10,000	10,000
Deposit Somani Krushi Seva Kendra, Ali-Rajpur	10,000	10,000
Deposit Somnath Enterprise, Lodhika	10,000	10,000
Deposit Sonu Machinery Stores, Gandhwani	10,000	10,000
Deposit Sri Durga Seeds, Dakore	5,000	5,000
Deposit Sri Padmavati Agro Agency, Shivgadhi	10,000	10,000
Deposit Sri Ram Agro Centre Dhandhalpur	10,000	10,000
Deposit Swapnil Krushi Sewa Kendra, Shirpur	10,000	10,000
Deposit Swastik Agro Centre, Palanpur	10,000	10,000
Deposit Swastik Pesticides, Bhiwara	10,000	10,000
Deposit Tanmay Fertilizers Talod	10,000	10,000
Deposit Thagan Krishi Kendra- Tikamgarh	10,000	-
Deposit Tirupati Agro Seeds, Dhoraji	10,000	10,000
Deposit Tirupati Krushi Seva Kendra, Pipariya	10,000	10,000
Deposit Uday Krushi Seva Kendra, Segaon	10,000	10,000
Deposit Uma Agro Trading, Modasa	10,000	10,000
Deposit Umesh General Stores, Anjad	10,000	10,000
Deposit Umiya Seeds Agency, Patan	10,000	10,000
Deposit Unique Seeds & Nutrients Co., Aurangabad	10,000	10,000
Deposit Uttam Agro Agency, Amreli	10,000	10,000
Deposit Vahanvati Agro, Bhabhar	10,000	10,000
Deposit Vaibhav Krishi Kendra, Solapur	10,000	10,000
Deposit Vaibhav Krushi Seva Kendra, Sallana	10,000	10,000
Deposit Vaishnav Krushi Seva Kendra, Betul Mutai2	10,000	10,000
Deposit Vasundhara Seeds Corporation, Banswada	10,000	10,000
Deposit Vedmurti Irrigation & Marketing, Sathamba	10,000	10,000
Deposit Venkatesh Krushi Seva Kendra, Rajur	10,000	10,000
Deposit Vijay Agro Centre, Bhanduri	10,000	10,000
Deposit Vikas Agency, Ajab	10,000	10,000

INDO-US BUSINESS P. LIMITED



MANAGING DIRECTOR



Deposit Vikas Krushi Sewa Kendra, Sendwa	10,000	10,000
Deposit Vikram Seeds Pesticides, Idar	10,000	10,000
Deposit Vinayak Agro Agency, Kadodkala	10,000	10,000
Deposit Vinayak Agro Agency, Savarkundla	10,000	10,000
Deposit Vinayak Agro Traders Balasinor	10,000	10,000
Deposit Vishal Narendrabhai Patel	-	5,000
Deposit Vishnu Traders, Parli	10,000	10,000
Deposit Yadav Agro Center Anjar-Kutch	10,000	-
Deposit Yog Agro Centre, Sailu	10,000	10,000
Deposit Yogeshwar Trading Co., Vijpadi	10,000	10,000
Deposite Manisha Ishwarbhai Patel	-	5,000
Deposite Agri Business Centre-Morbi	10,000	-
Deposite Gaurav Traders -M.P	10,000	-
Deposite Gujarat Agro Seeds -Mahuva	10,000	-
Deposite M.V. Patel	-	5,000
Deposite Mahi Agro Agency	10,000	-
Deposite Mp4 Rajesh Agency	10,000	-
Deposite Multi Plus Agro Chemical (M.P)	-	25,000
Deposite Parth Agro Chuli-Halvad	10,000	-
Deposite Plyushkumar Bipinbhai Patel	-	5,000
Deposite Shiv Krishi Bhandar Prop-Prahlad Sahu	10,000	-
Deposite Shri Ramsamarth Krishi Seva Kendra	10,000	-
Deposite Sitaram Agro Center Kadi	10,000	-
Deposite Yashwant G. More (Satna)	10,000	10,000
Total	4,85,63,294	1,60,81,755

Schedule : 2.5

Trade Payables

Particulars	As On 31/03/2016	As On 31/03/2015
Duties And Taxes		
Off. Professional Tax	2,540	3,450
Tds On Contra Advertisement 2 %	3,433	1,000
Tds On Professional Fees 10%	3,400	1,000
Tds On Rent Of Building 10%	4,800	3,000
Tds On Rent Of Machinery 2%	2,240	1,400
Total	16,413	9,850

INDO-US BIOTECH'S LIMITED

 MANAGING DIRECTOR



Sundry Creditors		
Adventa Export Pvt Ltd	-	14,063
Agro Print	-	3,810
Arjanbhai Kalubhai Maniya	3,16,680	-
Baladha Gauttambhai Dhanjibhai	-	-3,768
Balubhai Shamjibhai Jodhani	-	7,755
Bati Pithabhai Bachubhai	1,89,600	-
Bhagvanbhai Naranbhai	3,60,000	-
Bhakhar Dhirajlal Nathabhai	-	-5,374
Bhakhar Gordhanbhai Mohanbhai	-	-15,235
Bhakhar Jayeshbhai Jamanbhai	-	-15,867
Bhakhar Mansukhbhai Shamjibhai	-	116
Chakrani Jayeshbhai Madhubhai	-	-17,707
Chandubhai Despremi	-	60
Chauhan Bachubhai Fatesinh	-	-15,735
Chauhan Bhimsinh Becharji	-	-9,480
Chauhan Budhaji Bajaji	-	-14,692
Chauhan Chandubhai Dahyabhai	-	5,582
Chauhan Jagdishkumar Jitsinh	-	-4,800
Chauhan Kodarsinh Dayaji	-	-15,236
Chauhan Kodarsinh Nanaji	-	-9,000
Chauhan Manilal Gulabsinh	1	-372
Chauhan Punamsinh Bhathisinh	-	-960
Chauhan Rumalsinh Jesangji	-	-6,395
Chauhan Sardarji Punamji	-	305
Chodvadiya Mohanbhai Premjibhai	-	-1,860
Danabhai Mudubhai Gambhir	-	545
Darshanbhai Muljibhai Bhalani	2,60,000	-
Devkubhai Ghusabhai Vank	-	7,746
Dhanjibhai Madhabhai Desai	4,32,380	-
Dhi Express (I) Pvt Ltd	2,526	71,688
Dilipbhai Vinubhai Tadvi	-	1,361
Dipakbhai Meghajibhai Sabhaya	-	13,563
Exp.	-	-3,594
Exp. Adarsh Theli Udhayog	-	4,65,429
Exp. Kinnaben Mukeshbhai Kalariya	52,580	47,800
Exp. M.A. Patel P.F	-	7,000
Exp. Mahalaxmi Cold Storage	-	12,864
Exp. Marudhar Industries Ltd. Unit-I Ahmedabad	67,047	-
Exp. Meenaben Vyash Finalasion A/C.	-	17,801
Exp. Rathi Seeds & Farm	-18,540	-18,540
Exp. Vithaldas L. Hirpara	19,200	19,200
Exp. Hitech Parekh	-	-25,000

INDO-US BIOTECH LIMITED

MANAGING DIRECTOR



Exp.Molrxa Agro Chemicals		640
Exp.Parmar Global Impex - Ranpur	-7,00,000	-7,00,000
Exp.Vasant Finance	-25,000	-25,000
Gafulbhai Bhayabhai Kansara	5,38,980	-
Gangabhai Govindbhai Kansara	3,38,000	-
Gauriben Dayabhai Mali	2,27,760	-
Ghanshyambhai G. Sorathiya	-	12,044
Green India Seeds Company	90,138	-
Hareshbhai Bachubhai Sapara	-	19,485
Hareshbhai Vallabhbhai Agola	-	2,120
Hasmukhbhai Kathrotiya	-	10,939
Hirapara Vithaldas.L (Advocate)	-48,000	-
Indian Farmer Seeds Protection Asso.	-41,685	-41,685
Indo Us Agriseeds Pvt. Ltd.	4,30,41,934	1,21,05,878
Indo Us Foundation	-31,832	-31,832
Jayantibhai Parsotambhai Bhalodiya	-	9,794
Jaydipsingh Namasingh Parmar	-	16,725
Jaysukhbhai Thummar	-	8,872
Jeminbhai Natvarbhai Parvadiya	-	19,182
Jigar Motors	-	63,451
Jigneshbhai K. Dhoraniya	-	5,779
Jigneshbhai P. Sodvadiya	-	33,554
Jitubha Dhirubha	3,90,000	-
Jitubhai D. Patel	-92,377	-
Jorubhai Dadabhai Vala	-	18,383
Kamlesh Bhojani	-	-76,900
Kamlesh Bhojani Sir Ca	5,400	9,000
Kamleshbhai Mansukhbhai Sodvadiya	-	46,886
Kantibhai Chaganbhai Vekariya	-	21,706
Kanubhai Premjibhai Borad	-	28,443
Kapilbhai Nanjibhai Kabariya	-	48,549
Kikani Nareshbhai Yogeshbhai	-	4,214
Kishorbhai Kanjibhai	2,60,000	-
Kishorbhai Chhaganbhai Vekariya	-	38,554
Kishorbhai Dhirubai Amreliya	-	78,120
Kishorbhai Nanajibhai Sangani	-	17,605
Lalajibhai Haribhai Bavisi	-	61,297
Lavajibhai Jivrajibhai Jetani	2,78,980	-
Maganbhai Jagabhai Kheri	1,99,200	-
Maganbhai Vallabhbhai Virdiya	-	43,349
Mahalaxmi Agro Cold Storage Pvt Ltd.	-2,533	-
Manaharbhai Kurjibhai	2,40,000	-



INDO-US BIOSEEDS LIMITED

MANAGING DIRECTOR



Manjibhai Kanjibhai	2,60,000	-
Manjulaben Muljibhai Bhelani	3,82,980	-
Manubhai Bhurabhai Bambhroliya	-	55,903
Mathakiya Ishmail Ami	-	22,800
Mayurbhai Muchadiya	-	32,177
Mehul R Patel & Associates	45,650	-
Mehulbhai Jasmabhai Sarviya	-	48,120
Miteshbhai Kantibhai Vekariya	-	25,766
Mukeshbhai M. Kathrotiya	-	52,612
Mukeshbhai Premjibhai Sangani	-	24,547
Muljibhai Lavjibhai Bhalani	2,60,000	-
Naginbhai Somabhai Bhil	-	59,589
Nanubhai Madhabhai	1,51,200	-
Narendrabhai Haribhai Bariya	-	87,686
Navadiya Dipakbhai Raghavbhai	4,20,000	-
Nileshbhai Dhankecha	-	3,89,231
Off Salary Harshika P Shah	10,281	-
Off Salary Sandeep Srivastav	9,345	-
Off. Bonus Balvantbhai Baraiya	2,000	2,001
Off. Bonus Dhirajbhai Vagadiya	-	1,000
Off. Bonus Dilipbhai Phosiya	2,800	3,500
Off. Bonus Gopal Dhankecha	2,000	2,500
Off. Bonus Heena Saini	-	4,000
Off. Bonus Ketanbhai Bamrotiya	-	700
Off. Bonus Maliben Ajudia	2,000	2,500
Off. Bonus Manubhai Nai	800	3,200
Off. Bonus Nileshbhai Dhankecha	-	7,700
Off. Bonus Sureshbhai Patel	-	1,399
Off. Rameshbhai Salary A/C	-	7,004
Off. S Dilipbhai Poshia Tada A/C.	6,400	-
Off. S Manish Sharma (M.P.) Tada A/C.	9,089	-
Off. S Vaibhavbhai Bilgani T.A.D.A.	-	-5,363
Off. Salary Ajitbhai Solanki	5,303	3,800
Off. Salary Alankar Verma	-	25,087
Off. Salary Arpit Prajapati	-	7,420
Off. Salary Balvantbhai	-	9,092
Off. Salary Balvantray P. Baraiya	12,970	-
Off. Salary Devakinandan Chaudhari	-	20,800
Off. Salary Dilipbhai P. Poshia	15,561	-
Off. Salary Dilipbhai Phosiya	-	12,738
Off. Salary Gopal Dhankencha	12,970	11,084
Off. Salary Heenaben Saini	-	18,283
Off. Salary Jagdish Rozadiya	6,000	-
Off. Salary Jagdishbhai Ajudiya	78,706	28,050

INDO-US BIOTECH P. LIMITED

38

MANAGING DIRECTOR



Off. Salary Jayeshkumar V Bhatt	15,217	-
Off. Salary K. C. Patel	24,800	-
Off. Salary Kanubhai Parmar	4,836	3,360
Off. Salary Ketanbhai Bamrotiya	-7,245	-7,245
Off. Salary Maltiben Ajudiya	26,576	26,576
Off. Salary Manisha Ishwarbhai Patel	-	5,793
Off. Salary Manubhai Nai	-	6,473
Off. Salary Nileshbhai Dhankecha	-	50
Off. Salary Nishaben Thaker	-	4,773
Off. Salary Parul Patel	-	5,133
Off. Salary Piyush Patel	-	7,950
Off. Salary Ranjitsinh Thakore	-	13,050
Off. Salary Roopsang Mepabhai Metaliya	-	9,592
Off. Salary Sanjay Nakum	-10,281	-
Off. Salary Sanket Kachhia	14,024	-
Off. Salary Vaibhav Bilgaiyan	-	-43,086
Off. Salary Vasudev Rathod	-	-5,400
Off. Salary Vijaybhai Jadav	-	-4,904
Off. Salary Vijaybhai Solanki	4,272	-
Off. Salary Vishnuji Heduji	-	8,963
Off. Salary Alpesh Virani	12,418	11,654
Off. Salary Anand Patel	6,084	-
Off. Salary Ashwinbhai Dave	-	259
Off. Salary Bharatkumar Prajapati	-	13,550
Off. Salary Dharmesh Kumbhani	-	10,312
Off. Salary Falguni N. Oza	-	16,869
Off. Salary Hasmmukhbhai Patel	-	10,587
Off. Salary Maheshbhai Chaudhary	8,485	8,151
Off. Salary Manish Sharma	13,565	-
Off. Salary Rajnikant Patel	2,447	7,262
Off. Salary Surendrasinh Sisodiya	-	11,180
Off. Salary Vijay More	-	18,507
Off. Vipulbhai Salary A/C Labour	-	4,950
P Arajanbhai Ranavaya Porbander	-2,44,220	-2,44,220
P Aravalli Farm Services	-	3,39,620
P Bariya Rajubhai Laxmanbhai (Castor)	-1	28,355
P Chikhaliya Pravinbhai Parsotambhai(P20)	-	5,538
P Cube Consultants	6,300	-
P Dantiwada Uninarsal Seeds Iyava	-22,460	548
P Divya Seeds Co. Jalna	-	16,24,967
P Green Cross Seeds & Services Jalna	1,93,293	73,585
P Green Vision Agritech Nizamabad	8,750	6,49,385
P Jilubhai Tapubhai Vala Ranpur	-	4,97,025
P Kanjibhai Vajubhai Savaliya (Gk3)	-	1,62,360

INDO-US BIOTECH LIMITED
 38
 MANAGING DIRECTOR



P Kanu Jenti Unja	-	12,840
P Kavya Traders Jalna	-1,00,000	1,47,255
P Kishorbhai Parsotambhai Kothiya (P20)	-	1,41,462
P Kotak Nileshbhai Manubhai(D)	-	15,000
P Laljibhai Punjabhai Kothiya (P20)	-	91,984
P Madhubhai Rudabhai Sojitra(Vai)	-2,605	-2,605
P Navinbhai Rudrabhai Antara(P20)	-	96,181
P Pagi Dolabhai Nanabhai Bayad(Okra)	-6,32,200	-6,32,200
P Parvatiben Arjanbhai Bhanderi (P20)	-	19,608
P Patel Harshadkumar Jayantibhai(Onion)	-	10,095
P Patel Nathubhai Harjibhai(Cumin)	-	-72,500
P Pranlal Nathalal Raja	-	-2,718
P Pravinbhai Patel (Wheat)	2,36,450	2,36,450
P Rajeshbhai Dhanjibhai Poptani(W)	-	15,000
P Ramajibhai Veljibhai Chikhaliya(P20)	-	1,92,094
P Ramanarayan Tinabhai Lakhani(W)	-	78,525
P Ramtubhai Keshubha Parmar Ranpur	-	2,76,225
P Ranchodbhai Bavisa(W)	-	55,200
P Ranchodbhai Odhavjibhai Keshod(Arvindbhai)	-	1,16,231
P Rathi Agriculture Agency	-26,94,303	45,92,450
P Rugnathbhai Jivabhai Ratadiya(W)	-	70,000
P Shambhubhai Rameshbhai Vyas(W)	-	1,00,000
P Shantaben Chhaganbhai Dhameliya(P20)	-	90,000
P Shivam Agrotech Ginning & Processing Vijapur	-18,89,479	-18,89,479
P Sri Sannidhi Seeds Ranebennur	-31,500	-75,000
P Sureshbhai Moralbhai Patel(Okra/Pd)	-	5,35,517
P Sutariya Harehbhai Bhimjibhai(D)	-	80,295
P Sutariya Rameshbhai Hirjibhai(D)	-	80,295
P Tejendrabhai Charadava(Seasmum)	-2,98,118	-2,45,888
P Vallabhabhai Mohanbhai Chikhaliya(P20)	-	1,00,000
P Vejabhai Danabhai Bharvad(W)	-	60,000
P Vitthalbhai Kalavad Kharedi	-9,600	-9,600
Panam Agrotech Rajkot	1,66,472	-
Parbatbhai Raimalbhai Humbar	-	62,177
Pareshbhai Laljibhai Thakar	-	76,526
Parimalbhai Mansukhbhai Akhaja	-	62,177
Pjamanbhai Mohanbhai Savaliya (Gk3)	-	1,37,640
Popatbhai Kalubhai	3,82,980	-
Pratikbhai Kalubhai Bariya	-	16,032
Pravinbhai Mohanbhai	7,39,200	-
Priya Enterprise	-	1,028
Punabhai Harsurbhai Ahir	-	22,731
R Super Seeds Pvt Ltd	-8,50,000	-8,50,000
Raghuvirsingh Motisingh Suratya	-	41,862
Rajabhai Mohanbhai Kheni	2,52,000	-

INDO-US BIOTECH R. LIMITED

38

MANAGING DIRECTOR



Rajendrasingh Mahendrasingh Solanki	-	81,309
Ramani Ishwarbhai Virjibhai	-	-20,000
Rameshbhai Ravjibhai Borad	-	7,468
Rameshbhai Ujabhai Patel	36,000	-
Ramjibhai Radhanpur 9427757009	-28,125	-28,125
Ranginsingh Khumansingh Parmar	-	50,276
Salary. Vijaybhai Solanki	-	4,808
Sanjaybhai Maganbhai Patoliya	-	56,091
Sersiya Abdul Ibrahim	-	24,683
Shree Balaji Courier Service	3,525	3,711
Sikko Trade Link Pvt Ltd	-	3,591
Tejani Nareshbhai Dhanjibhai	4,80,000	-
Thakarsibhai Nagjibhai	3,60,000	-
Vala Ashvinbhai Dulabhai	3,12,000	-
Vallabhbhai Bhadabhai Koyani	-	11,932
Vallabhbhai Kanabhai	2,76,000	-
Vallabhbhai Vrujlal Gajera	-	9,433
Vanrajbhai Jagubhai Vala	-	55,800
Veljibhai Govindbhi Chotaliya	-	31,047
Vijaybhai Bhagvanbhai Desai	-	19,486
Vinubhai Lallubhai	74,360	-
Vinubhai Bavabhai Metaliya	-	57,258
Vitthal S Jagtap	34,458	-
Western Agri Seeds Ltd.	-63,646	-
Yadav Jayntibhai Panchanbhai	-	-21,600
Yadav Kantilal Ravjibhai	-	-19,400
Zala Bhavansinh Mansinh	-	18
Provisions		
Off. Employer'S Provided Fund	6,590	-
Off. Provident Fund	6,590	-
Off. Provision For Audit Fees	-	1,49,200
Prov. Off R & D Labour Salary Exp.	15,295	-
Provision For Electricity Exp.	897	19,715
Provision For Internet Exp.	-	2,315
Provision For P.F Employer'S	-	17,756
Provision For Tada	-	29,120
Provision For Telephone Exp.	12,488	1,681
Total	4,48,99,083	2,10,09,136
Total	4,49,19,850	2,10,18,986

INDO-US BIOTECH P. LIMITED

[Handwritten Signature]

MANAGING DIRECTOR



2.7 Inventories

Particulars	As On 31/03/2016	As On 31/03/2015
Inventory		
Closing Stock	5,33,49,798	4,11,38,813
Total	5,33,49,798	4,11,38,813

2.8 Trade receivables

Sundry Debtors

Particulars	As On 31/03/2016	As On 31/03/2015
Sundry Debtors		
Akhil India Pvt Ltd Jammu	1,60,200	0
Amazon Direct Sales	0	426
Annapurna K.S.K - Kalghat	0	9,800
Ashwinbhai(Ganesh Bio Control)	20,655	20,655
Balaji Agro -Utran	0	8,580
Dantiwada Agro Agency	1,800	0
Deccan Core Crop Science-Hyderabad	73,700	0
E Tailoc Seed And Plant Protection Co. Ltd.	0	-10,060
Earth Energy Agro@- Borol	0	2,469
G 1 Balaji Agro Seeds103-5@ **// Jamnagar	43,569	35,850
G 1 Bansi Agro Traders84-4@**// Dhrol	30,692	290
G 1 Chamunda Agro Centre131-6@**//,Jamnagar	24,636	7,198
G 1 Chetak Agro Chemicals**//@, Jamnagar	0	9,785
G 1 Dharti Beej Nigam109-5@**//,Jamkandorana	13,329	0
G 1 Gold Patel Agro Centre**// 66-3@Bhanvad	0	9,748
G 1 Gold Shrinathji Agro Chem86-4@**// Jamkalyanpu	0	829
G 1 Golden Agro Seeds,@Jamnagar	31,941	33,086
G 1 Gujarat Krushi Vikas Kendra88-4@**// Bhatiya	42,816	2,185
G 1 Milan Agro Agency82-4@,/** Jamkalyanpur	12,135	65,805
G 1 Raj Krushi Kendra**@//Bhanvad	6,526	21,127
G 1 Shree Beej Nigam33-2@**//Nikava	30,163	29,573
G 1 Shreeji Kheti Vikas Kendra20-1@**//Jamraval	8,364	976
G 1 Shreenathji Agro Chemicals@**//Kalavad	0	1,540
G 10 Agri Business Centre @-Morbi	25,290	0
G 10 Balaji Agro Seeds19-1@**//Chotila	8,946	28,827
G 10 Faiz Raza Trading Co@,\\Wankaner	20,440	0
G 10 Gandhi Agro Agency@**//Halvad	-14,314	93,006
G 10 Gold Bhawani Agro Seeds15-1 @**// Lakhtar	0	40,100
G 10 Gujarat Agro Beej Nigam146-7@****//Surendranag	70,351	344
G 10 Himalaya Agro Centre**//@ - Ranpur	15,580	0
G 10 Kisan Agro Center @ Limbadi	74,670	18,669
G 10 Nimachand Jethabhai Kotak139-6@****// Morbi	20,497	1,537
G 10 Saurashtra Agro Centre@**//Chotila	17,250	4,778

INDO-US BIOTECH A LIMITED

38
MANAGING DIRECTOR

G 10 Shree Chamunda Agro Chemical**//@ Limbadi	1,19,533	-2,795
G 10 Shri Ram Agro**@\\Dhandhalpur	10,516	0
G 11 Agro Service Centre2-1@**//Bhesan	10,083	3,000
G 11 Bhumi Agro Chemicals59-3,@**//Thanagalon	12,500	0
G 11 Gold Kaushik Trading Company96-4@**//Junagadh	0	10,083
G 11 Gold Maruti Seeds53-3@**//Visavadar	53,195	8,159
G 11 Gold Raviraj Agro31-2@**//Manavadar	0	5,098
G 11 Gold Vikas Agency61-3@**// Ajaab	0	8,600
G 11 Jay Bajrang Krupa Agro Centre**@\\Kuvadava	22,872	0
G 11 Jay Bajrang Krupa Agro Centre**@\\Kuvadava	0	17,866
G 11 Mahi Agro Agency Veraval	28,265	0
G 11 Patel Agro Seeds@**//Nikava	13,898	12,531
G 11 Shree Patel Beej Nigam92-4@**//Junagadh	1,99,336	2,14,476
G 11 Shree Prakash Beej**//@Una	-591	-22,797
G 11 Vijay Agro Centre141-6@**//Bhanduri	0	8,791
G 2 Agri Business Centre22-1@**//Chalala	21,627	33,978
G 2 Gayatri Agro Centre@**// Dhari	6,668	-2,928
G 2 Gold Sardar Agro Agency55-3@**//Bagasara	74,290	66,427
G 2 Khodiyar Agro Centre@ //-Vanda	60,224	0
G 2 Krushi Agro Chemicals68-3@**//Gariadhar	0	304
G 2 Mansi Agro Centre62-3@**//Sanathali	-9,654	5,830
G 2 Maruti Agro Agency10-1@**//Khambha	-1,000	0
G 2 Patel Agro Centre3-1@**//Lathi	1,20,127	25,231
G 2 Patel Seeds & Agro Chemicals65-3@**//Amreli	87,988	11,251
G 2 Pragati Krushi Kendra7-1@**//Rajula	-1,123	68,727
G 2 Shree Krishna Agro Chemicals8-1@**// Rajula	-3,944	0
G 2 Shree Ram Agro Centre4-1@**//Vijapadi	-42	-587
G 2 Shreeji Agro Agency5-1@**//Dedan	47,400	34,892
G 2 Shri Dhari Vividh Karyakari S.M.L73-4@**//Dhari	5,180	-12,168
G 2 Sri Ganesh Agro Centre6-1@**//Chalala	31,195	0
G 2 Vinayak Agro Agency@ Savarkundla	-11,504	3,703
G 2 Yogeshwar Krushi Kendra125-6@**//Vijapadi	17,012	2,841
G 3 Agri Business Centre13-1@**//Dhansura	22,830	0
G 3 Agri Clinic & Agri Business**//@Harji	7,900	8,100
G 3 Bhagyoday Ketel Field51-3@**//Bhiladi	26,981	56,845
G 3 Chavda Beej Kendra@ Deesa	76,725	14,719
G 3 Durga Agro Fertilizers**@//Bayad	263	4,838
G 3 Farmer Plant Baiotech Products**//@Patan	0	34,014
G 3 Gold Dhartidham Traders127-6**@//Dehgarn	64,339	25,380
G 3 Gold Gurukrupa Krushi Bij Kendra45-2@**//Tharad	0	7,474
G 3 Harish Fertilizer100-5@**//Viramgam	789	0
G 3 Jalaram Seeds Corporation133-6@**//Bayad	0	28,176
G 3 Jalaram Seeds116-5@**//Demai	120	120
G 3 Jay Gujarat Krushi Vikas Kendra**//@Balasinor	4,570	6,603

INDG-US BIOCOTECH LIMITED

38



G 3 Jay Vadvala Agro Centre98-5@**//Diyodar	13,388	17,544
G 3 Jyoti Agro83-4@**//Ahmedabad	-1,681	-1,681
G 3 Kisan Krushi Kendra - Palanpur	62,413	0
G 3 Kishan Beej Nigam 71-3**// Modasa	15,444	0
G 3 Krushi Kalyan Kendra112-5@**//Bhabhar	23,190	15,570
G 3 Krushi Mandir50-3@****//Kapadvanj	32,247	-32,211
G 3 Laxmi Seeds Agency**@//Bayad	0	46,584
G 3 Mahakali Agro Centre@ Koita	76,091	44,011
G 3 Mahalaxmi Agro Centre,@Ranasan	0	9,066
G 3 Marutinandan Agro Centre18-1@**//Becharaji	31,399	16,149
G 3 Navgujarat Seeds@**//Kapadvanj	0	16,143
G 3 Patel Agro Chemicals & Ferti.76-4@**//Pethapur	30,146	0
G 3 Patel Sales Corporation94-4@**//Tharad	42,378	20,679
G 3 Prabhat Agro Centre @**//Thara	25,324	51,985
G 3 Raj Agro Agency105-5@**//Chiloda	8,416	0
G 3 Shree Chamunda Agro Chemicals25-2@**//Dhandhuka	-448	-308
G 3 Shree Krishna Fertilizers**@\\Demai	24,683	0
G 3 Shree Krishna Fertilizers**@\\Demai	0	20,760
G 3 Shree Raj Fertilizers Nirmali@	7,282	0
G 3 Siddhivinayak Agro Traders16-1@**//Bayad	0	27,020
G 3 Sitaram Agro Center @ Kadi	20,805	0
G 3 Sri Ganesh Seeds & Fertilizer114-5@**//Lunavada	4,344	1,284
G 3 Swastik Agro Centre132-6@**//Palanpur	-8,830	-20,028
G 3 Tanmay Fertilizers**@//Talod	18,343	44,027
G 3 Uma Agro Trading122-6@**//Modasa	0	12,944
G 3 Umiya Seeds Agency140-6@**//Patan	9,191	4,984
G 5 Panjavani Agro Traders26-2@**//Jesar	66,722	33,523
G 5 Patel Agro Centre43-2@**//Paliyad	1,24,755	-1,36,203
G 5 Agri Business Centre118-5@**//Botad	87,291	-31,990
G 5 Agri Business Centre87-4@**//Bagadana	2,038	-6,200
G 5 Ashika Agro Chemicals29-2@**//Palitana	19,194	2,588
G 5 Astha Agro Tech**//@Mahuva	0	1,232
G 5 Brahmani Agrotech, @ Barvala	17,811	0
G 5 Chamunda Fertilizer**\\@ Talaja	0	63,136
G 5 Chamunda Fertilizer**\\@ Talaja	1,01,809	0
G 5 Gold Aavkar Agro Agency57-3@**//Talaja	53,571	0
G 5 Gold Agri Business Centre D.V.D.**// Botad	-800	0
G 5 Gold Bharat Agro Chemicals144-7@**//Talaja	47,997	56,897
G 5 Gold J. K. Agro Chemicals130-6@**//Mahuva	26,761	-929
G 5 Gold Panjavani Agro Chemicals40-2@**//Talaja	13,613	-233
G 5 Gold Saurashtra Krishi Kendra63-3@**//Bhavnagar	5,828	0

INDO-USA FERTILISERS LIMITED

38

MANAGING DIRECTOR



G 5 Janki Sales Corporation54-3@**//Jagdar	0	58,244
G 5 Kheti Vikas Kendra, Botad	-7,489	-17,499
G 5 Mitul Agro Agency47-2@**//Kantala	0	18,881
G 5 Nilam Agro Chemicals115-5@**//Talaja	1,10,270	78,436
G 5 Om Agro Inputs135-6@**//Palitana	90	22,145
G 5 Pramukh Agro Chemicals@**//Talaja	47,723	0
G 5 Raghuvir Agro Chemicals67-3@**//Botad	21,900	5,838
G 5 Rugnath Agro Chemicals@ Bhavnagar	0	55,434
G 5 Sardar Agro Centre**//Tana	-184	0
G 5 Saurashtra Agro Centre**//Ranpur	11,398	0
G 6 Bharat Trading102-5@**//Bhuj	0	717
G 6 Dave Fertilizers91-4@**//Porbandar	19,690	0
G 6 Gold Kishan Agro Centre**//Upleta	-1,23,815	0
G 6 Gold Navin Trading Co.27-2@**//Porbandar	-12,103	47,147
G 6 Gold Tirupati Agro Seeds32-2@**//Jetpur	0	32,134
G 6 Jay Khodiyar Agro Traders@**//Kalavad	-16,904	0
G 6 Jay Khodiyar Agro128-6@**//Ambaradi	16,752	-4,569
G 6 Kamdhenu Agro Seeds41-2@**//Gondal	53,766	-7,685
G 6 Khedut Ghar**//@Jasdan	3,994	-1,062
G 6 Kheti Vikas Kendra126-6@**//Samkhiyaali	2,642	-118
G 6 Laxmidas Mohanlal117-5@**//Bhayavadar	7,465	20,171
G 6 M/S Kishan Trading Co **//@Jamkandorana	13,501	1,439
G 6 Patel Agro Agency44-2@**//Deradi	3,655	0
G 6 Raghuvir Traders104-5@**//Vichhiya	33,785	-38,217
G 6 Raiyani Agro Seeds28-2@**//Gondal	99,362	37,493
G 6 Ravi Agro Centre148-7@**//Sardhar	-16,710	-11,916
G 6 Royal Seeds & Pesticides101-5@****//Rajkot	3,500	0
G 6 Royalty House Retails Ltd*****@//Rajkot	0	660
G 6 Sahakar Agro Agency60-3@**//Bhuj	1,577	17,981
G 6 Sarthi Agro Seeds**//@Rajkot	25,934	39,199
G 6 Shiv Agro Traders35-2@**//Jasdan	25,417	948
G 6 Shri Gel Agro69-3@**//Virpur	2,632	0
G 6 Shrinathji Agro Chemicals136-6@**//Rajkot	66,900	0
G 6 Somnath Enterprise74-4@**//Lodhika	7,585	8,683
G 7 Agri Business Centre**//Salavada	5,538	5,538
G 7 Bhumi Agro@**//Vyara	22,031	16,264
G 7 Brahmani Fertilizers@Rankuva	11,604	13,066
G 7 Gaytri Krupa Beej Kendra - Thasra	4,140	0
G 7 Gohil Biyanan Kendra-Khergam	8,744	0
G 7 Gold Agro Cure Agency124-6@****//Dabhoi	-216	-216
G 7 Hariom Traders121-6@**//Devaliya Chokadi	9,203	599
G 7 J. K. Agro Seeds & Pesticides99-5@**//Savli	5,760	0
G 7 Jalaram Pesticides123-6@**//Bodeli	3,600	0
G 7 Kamakshi Seeds,**//@ Satlasna	20,611	19,483

INDO US BIOTECH P. LIMITED

[Handwritten signature]



G 7 Khedut Agro97-5@**//, Samani Aamod	0	18,908
G 7 Maruti Traders**//Naswadi	62,819	38,739
G 7 Pastakia Agro@ Gandevi	14,437	10,224
G 7 Pastakiya Agro Corporation//**@Navsari	37,963	37,995
G 7 Pramukh Traders36-2@**//Bodeli	23,698	33,698
G 7 Radhaswami Beej Nigam**//Keem Chokadi	5,204	56,228
G 7 Sahjanand Traders30-2@**//Valavav Chokadi	-8,976	-46,831
G 7 Sardar Agro Sales, Khatraj Chokdi	14,416	-1,708
G 7 Shree Ram Agro Centre@**//Velda	1,04,387	17,731
G 7 Shreeji Agro Trading93-4@**//Rajpipala	23,472	69,744
G 7 Sri Durga Seeds**//Dakore	0	16,571
G 7shriji Bij Bhandar@**Devgadh Bariya(Dahod)	28,183	14,169
G Sarvoday Telibiya Gro. Co. Op. So. Ltd,	92,705	92,705
G Sri Advasi Khedut Gram Vikas Mandali Dahod	3,24,945	3,24,445
G The Mahisagar Seva Sahakari Mandali Ltd., Dahod	0	1,000
G The Mahisagar Seva Sahkari Mandali Ltd, Dahod	1,000	0
G1 Maahi Agriculture, Dhrol	42,346	0
G10 Jadav Agro @ Dhrangdhra	21,569	0
G10 Yadav Agro Center Anjar-Kutch	41,800	0
G2 Ramdev Agro Senter Morzar	9,140	0
G3 Shree Khodiyar Traders - Sanosara-Kuvadva	17,400	0
G5 Avani Seeds Jasapra	3,000	0
G5 Gujarat Agro Seeds -Mahuva	26,777	0
G5 Himalay Agro Centre, Thaliya	20,082	0
G5 Navkar Agroagency, Talaja	-32,114	0
G5 Payal Agro -Talaja	10,158	0
G6 Adarsh Agro Seeds -Navagam(Rajkot)	1	0
G7 Sardar Agro And Beej Nigam Surat	50	0
Ganpatbhai Labour Sanand Godown	2,880	0
Gohil Biyanan Kendra-Khergam	0	3,604
Jadav Agro @ Dhrangdhra	0	56,408
Kavshik Palit	2,521	0
Kisan Krushi Kendra - Palanpur	0	62,413
Kishan Agro Seeds, Porbander	1,06,300	1,06,300
L Jayesh Bhavsar C/O Amrut Patel	0	3,600
Legal G 10 Agri Business Centre**//Lakhtar	3,17,556	3,17,556
Legal G 10 Krishna Agro Chemicals**//Chotila	1,05,193	1,05,193
Legal G 11 Gold Raviraj Agro Centre**//Junagadh	72,958	72,958
Legal G 11 Keshar Agro Agency17-1@**//Visavadar	3,17,337	0
Legal G 2 Shree Khodiyar Agro Chemicals Damnagar	2,98,586	2,98,586
Legal G 3 Kishan Fertilizers12-1@**//Kapadvanj	71,741	0
Legal G 3 Vinayak Agro Traders24-1@**//Balasinor	1,13,215	0
Legal G 5 Dasarath Agro Centre Bhatsuda	26,673	26,673
Legal G 7 Sarthak Pesticides & Seeds Sadhali	1,17,252	1,17,252


INDO-US BIOTECH LIMITED
MANAGING DIRECTOR



Legal G 7 Shivshakti Pesticides@**//Balasinor	97,054	0
Legal G1 Panchvati Agro Centre - Lalpur	60,885	0
Legal G1 Shrinathji Krushi Kendra - Jamjodhpur	39,341	0
Legal Mh 9 Shivsakti Trading Co**//Parbhani	23,727	23,727
Legal Mh 9 Rushikesh Agro Traders Ambad	18,738	18,738
Legal Mh 9 Safal Agency Ahmednagar	29,925	29,925
Legal Mh 9 Solanke Agro Agencies Dindrud	50,865	50,865
Legal Mh 9 Tejal Krushi Seva Kendra Bhokardan	97,456	97,456
Legal Mh 9 Unique Seeds & Nutrients Co.Aurangabad	0	2,73,500
Legal Mh 9 Unique Seeds & Nutrients Co@.Aurangabad	2,73,500	0
Legal Mh 9 Vaibhav Agro Agency Majalgaon	69,578	69,578
Legal Mp 4 Krushidhan Agro Agency Nimbola	2,06,437	2,06,437
Legal Mp 4 Krushna Agro Tech**//Ratlam	1,61,813	1,61,813
Legal Mp 4 Kushwah Enterprises**//Khargaon	6,72,470	6,72,470
Legal Mp 4 Lucky Krushi Seva Kendra**//Petlawad	1,43,115	1,43,115
Legal Mp 4 Patidar Krushi Vikas Kedra**//Nimach	1,38,256	1,38,256
Legal Mp 4 Sadguru Enterprise**//Rajgad	3,97,222	3,97,222
Legal Mp 4 Shree Shidhi Vinayak Unnat Ksk Bistan	97,374	97,374
Legal Mp 4 Siddhi Agritech Indore	1,48,183	1,48,183
Legal Rs 8 Daga Seeds****//Jaipur	3,57,123	3,57,123
Legal Rs 8 Dhakar Beej Bhandar**//Chitorgahd	80,749	80,749
Legal X Rs 8 Manish Beej Bhandar@**//Medtacity	3,57,342	3,57,342
Madhav Irrigation & Fertilizer -@Sayla	0	-11,693
Mahalaxmi Pulis Mill, Kadi	37,000	0
Mh 9 Ajit Seeds & Fertilizers**//Gangakhed	-264	-264
Mh 9 Anushka Agro Agency**//Wasim	0	14,398
Mh 9 Arati Fertilizer Prop****//@ Agartala	-1,694	-1,694
Mh 9 Ashapuri Krishi Seva Kendra**//Malegaon	16,745	21,085
Mh 9 Baliraja K.V.K.@**//Telgaon	-20,560	-24,634
Mh 9 Bharatkumar Potdar@**//Chopda	7,921	6,943
Mh 9 Chhatrapati Seeds Co.**//Aurangabad	0	58,778
Mh 9 Dharti Krushi Seva Kendra**//Bhokardan	0	30,771
Mh 9 Gokul Seeds**//Waluj	0	9,609
Mh 9 Gowardhan Seeds**//Aurangabad	-15,358	-15,358
Mh 9 Junnare Brothers Agro Pvt. Ltd.@**/ - Nasik	2,45,088	6,48,640
Mh 9 M/S. Krushi Seva Kendra**//Gargoti	917	917
Mh 9 M/S. Laxmi Traders@**//Sirsila	30,625	50,198
Mh 9 M/S. Pandurang Agro Agencies**//Umbraj	9,271	9,271
Mh 9 M/S. Shetkari Krishi Seva Kendra**//Shivana	0	41,473
Mh 9 Mahalaxmi Agro Services**//Panchgani	-19,605	-19,605
Mh 9 Mahesh Seeds**//Yerola	13,338	13,338
Mh 9 Naik Brothers**//Nagpur	14,732	14,732
Mh 9 Sarode K.S.K.@**//Sillod	-23,431	-23,431

INDO-BG BIOTECH LIMITED

38

MANAGING DIRECTOR



Mh 9 Shree Vyankatesh Agencies**//Nanded	4,295	4,295
Mh 9 Swapnil Krushi Seva Kendra**//Shirur	7,720	7,720
Mh 9 Vaibhav Krushi Kendra@**//Solapur	7,501	7,501
Mh 9 Vankatesh K.S.K.**//Rajur	-2,932	-2,932
Mh 9 Vishnu Traders**//Parali	-554	-8,312
Mh 9 Yashwant G More, Satana	10,798	76,432
Mh 9 Yog Agro Centre**//Sailu	-2,203	-2,203
Mp 4 Abhinav Traders**//Kalyanpura	704	704
Mp 4 Ankit Beej Bhandar**//Silwad	0	14,466
Mp 4 Annapurna Agro Agency**//Thandla	9,994	9,994
Mp 4 Balaji Agro Agency@**//Javara	61,325	44,795
Mp 4 Bhagawati Agro Agency**//Satna	11,609	11,609
Mp 4 Chaudhary K.S.K.@**//Mahidpur	-6,140	-4,100
Mp 4 Chourey Krushi Seva Kendra**//Itarshi	7,826	7,826
Mp 4 Darbar Krishi Seva Kendra@**//Betma	23,983	44,103
Mp 4 Dhawal Seeds**//Indore	3,56,668	19,771
Mp 4 Durga Beej Bhandar**//Sukheda	15,986	26,028
Mp 4 Gayatri Agro Sales@**//Badwani	-7,691	-7,691
Mp 4 Gayatri Krushi Seva Kendra**//Labariya	13,801	13,801
Mp 4 Gayatri Krushi Seva Kendra**//Para	3,566	3,566
Mp 4 Green Gold Kisan Seva Kendra@**//Narwar	85,103	84,903
Mp 4 Gurukrupa Krushi Seva Kendra**//Lohakutti	7,354	7,354
Mp 4 Harshdeep Krushi Seva Kendra@**//Bhikangaon	20,317	68
Mp 4 Jakhad Agro Agency**//Nagada	0	3,709
Mp 4 Jay Ambe Sales**//Bistan	-22,355	-22,355
Mp 4 Jyoti Krushi Seva Kendra**//Garoth	0	36,875
Mp 4 Kishan Krushi Sadan@**//Chhanera	0	13,828
Mp 4 Kishan Krushi Seva Kendra**//Tikari	0	74,289
Mp 4 Lokesh K.S.K.**// Satwas	0	49,435
Mp 4 M/S. Ambica Ksk**//Khargaon	0	39,651
Mp 4 M/S. Sheikh K.S.K.**//Niwali	-12,282	-14,448
Mp 4 Maa Tripura Agro Agency@**//Bamniya	0	5,174
Mp 4 Maashapuri Pesticides@**//Badwani	-61	-61
Mp 4 Mahalaxmi Krushi Seva Kendra**//Dasal	16,638	16,638
Mp 4 Malaviya Krushi Seva Kendra@**//Manavar	1,644	-256
Mp 4 New Balaji Krushi Seva Kendra@**//Rajgad	0	79,261
Mp 4 New Gupta Krushi Seva Kendra**//Dahi	16,351	16,351
Mp 4 New Shree Ram Krushi Sewa Kendra**//Badnag	0	8,109
Mp 4 New Shree Ram Krushi Sewa Kendra**//Badnagr	63,859	0
Mp 4 Paras Agro Agency@**//Rajgad	0	22,099
Mp 4 Patidar Krishi Seva Kendra**//Tal	16,770	16,770
Mp 4 Pawan Agro Agency@**//Khandwa	9,899	9,899
Mp 4 Prakash Enterprise**//Badwani	266	-11,164
Mp 4 Pravin Traders**//Rajpur	-3,338	-3,338

INDO-US BIOTECH P. LIMITED

MANAGING DIRECTOR



Mp 4 Prempushp Agro@**//Khandwa	0	84,155
Mp 4 Priya Bij Bhandar**//Narshipur	11,526	11,526
Mp 4 Raj Agri Collection**//Kukshi	-156	21,844
Mp 4 Sakshi Enterprsie**//Mengaon	20,874	20,874
Mp 4 Sanghavi Krushi Sewa Kendra@**//Shamgadh	2,11,255	29,237
Mp 4 Sanjivani Biotech India**//Chhindwada	1,11,949	24,949
Mp 4 Sawaria Traders@**//Khacharod	1,00,270	22,870
Mp 4 Shakti Agro Agency**//Dedtalai	-4,170	-4,170
Mp 4 Sharda Beej Bhandar@**//Nimach	0	1,140
Mp 4 Shree Ganga Agro Agency@**//Sanawad	0	14,296
Mp 4 Shree Ganga Beej Bhandar @**//Khachrod	-3,526	-3,526
Mp 4 Shree Sai Enterprise**//Khargaon	-1,757	-1,757
Mp 4 Shree Vrajgopal Jagdishchand@**//Kannud	-29,467	-33,277
Mp 4 Shri I. G. Krishi Seva Kendra//@**Barda	60,484	11,149
Mp 4 Shri Krishna Agro Agency@**//Khandwa	4,390	4,390
Mp 4 Shri Padmavati Agro Agency@**//Shivgadh	2,633	2,633
Mp 4 Somani Krushi Seva Kendra@**//Ali Rajpur	15,144	15,144
Mp 4 Sonu Machinery Stores**//Gandhwani	-11,380	-11,380
Mp 4 Sri Ram Agencies@**//Pettlawad Shankar Beej Bha	29,635	-55,037
Mp 4 Tirupati Krushi Seva Kendra**//Pipariya	29,734	29,734
Mp 4 Uday Krushi Seva Kendra**//Segaon	19,513	19,513
Mp 4 Umesh General Stores**//Anjad	-1,536	-1,536
Mp 4 Vaibhav Krushi Seva Kendra**//Sailana	23,223	23,223
Mp 4 Vaishnav Krushi Sewa Kendra**//Betula Mula	12,035	27,035
Mp State Agro Inustries Devlopment Cirporation Ltd	5,02,230	0
Mp4 Annapurna K.S.K. - Kalghat	9,800	0
Mp4 Ashok Beej Bhandar -Sagar	3,99,598	0
Mp4 Rajesh Agency -Damoh	97,446	0
Mp4 Rounak Enterprise- Indore	26,04,682	0
Mp4 Thagan Krishi Kendra- Tikamgarh	31,975	0
Mp4shiv Krishi Bhandar Bijawar	1,642	0
Mr K. V. Arumugam- Goundar	11,927	0
N M Sadguru Water &Development Foundation Dahod	0	1,90,240
Panchvati Agro Centre - Lalpur	0	1,12,751
Parash Genetic Pvt Ltd	1,99,500	0
Parth Marketing Surendranagar	-1,256	0
Parth Sales Co.(Sarkhej God. Rent)	340	0
Principal Senior Civil Judge, Ahmedabad (Rural)	4,85,208	0
Ramdev Agro Senter Morzar	0	9,328
Rameshbhai Patel	12,07,431	0
Ravjibhai Sanand Godown	1,720	0
Rs 8 Advance Agro Agency, Sanchor	0	30,812

INDO-US BIOGENIC P. LIMITED


MANAGING DIRECTOR



Rs 8 Agrawal Beej Bhandar**//Chitodgad	107	107
Rs 8 Atoz Agri Co. @**//Jodhpur	4,32,869	1,36,726
Rs 8 Chaudhari Fertilizers, Bharatpur	434	434
Rs 8 Chaudhary Pesticides@**//Noukha (Bikaner)	12,190	12,190
Rs 8 Devnarayan Khad Beej Bhandar@**//Begun	9,090	9,090
Rs 8 J.K. Bij Bhandar**//Choti Sadadi	57,663	38,703
Rs 8 Kishan Krushi Sewa Kendra - Bassi	12,01,684	6,15,180
Rs 8 Rajlaxmi Agricose**//@Kekari (Ajmer)	13,226	13,226
Rs 8 Rajasthan Agr Clinic A.B. & P.C.M@**//Ajmer	0	44,920
Rs 8 Shiv Shakti Agro Traders**//Tonk	0	72,104
Rs 8 Shree Beej Bhandar@**//Bijauliya (Bhilvada)	957	96,957
Rs 8 Shri Balaji Agro Agency**//@Alwar	17,202	6,402
Rs 8 Swastik Pesticides@**//Bhilwara	4,154	4,154
Rs 8 Vasundhara Seeds Corporation**//Banswada	18,413	18,413
Sarojibhai Gariyadhar	2,700	2,700
Shiv Krushi Bij Nigam, Surat	0	13,460
Shree Khodiyar Traders - Sanosara	0	-25
Shree Krishna Agro Chemicals @ Vyara	0	51,362
Shri Krushi Vikas Agency @ Visavadar	0	18,198
Shri Sai Agri Genetics - Himmatnagar	0	2,07,527
Shrinathji Krushi Kendra - Jamjodhpur	0	4,781
Sikko Industries Ltd	3,62,82,063	0
Subhashbhai Mota Bhadukiya	32,500	32,500
Vinayak Agro Beej Nigam, Surat	0	1,984
Vipul Traders - Karjan	0	4,921
X G 2 Chamunda Agro Centre80-4@**//Savakundala	0	47,004
X G 2 Patel Chemicals9-1@**//Savarkundala	56,615	29,104
X G 3 A-One Traders134-6@**//Dhanera	-8,533	-47,362
X G 3 Darshna Seeds137-6@**//Virpur	0	30,759
X G 3 Gold Vahanvati Agro49-3@**//Bhabhar	61,600	50,738
X G 3 Gurukrupa Agro39-2@**//Talod	88,280	88,280
X G 3 Kishan Fertilizers12-1@**//Kapadvanj	0	1,11,741
X G 3 Vinayak Agro Traders24-1@**//Balasinor	0	1,33,215
X G 5 Gold J. K. Seeds & Pesticides**//Bhavnagar	228	54,555
X Rs 8 Advance Agro Agency, Sanchor	4,532	0
X Rs8 Harful Chand Sona Ram Saini@**//Challa (Sikar)	31,933	31,933
Y G 1 Laxmi Pesticides81-4@Jam Khambhalia	0	6,380
Y G 1 Super Beej Bhandar Jamnagar	6,239	1,331
Y G 2 Agro Service Centre21-1@Liliya	8,917	-551
Y G 2 Gujarat Agro Centre64-3@//Moti Kukavav	-300	0
Y G 2 Khodiyar Agro Chemical75-4@Vadiya	4,000	10,035
Y G 5 Gold Heena Agro Chemical Mahuva	24,763	0

INDO-US BIOTECH. LIMITED

 MANAGING DIRECTOR



Y G 6 Murlidhar Agro Chemicals Rajkot	18,884	0
Y G 6 Shri Raj Trading Company Dhoraji	0	185
Y Mh 9 Parag Agro**//Aurangabad	-48,304	-48,304
Y Rs 8 P. B. Agro Trader @**//Chomu, Jodhpur	41,200	41,200
Z 3 Gold Gurukrupa Krushi Bij Kendra45-2@**//Tharad	-6,836	0
Z G 1 Balram Agro Traders129-6@**//Kalavad	13,393	0
Z G 1 Gold Shri Dasharam Agro Seeds77-4@//Jamjodh	6,211	6,211
Z G 1 New Bansi Agro Traders@//Lalpur(Jamnagar)	24,759	34,092
Z G 1 New Gujarat Kheti Vikas Kendra//,Lalpur	6,624	6,624
Z G 10 Parth Seeds Marketing14-1@//Suredranagar	51,611	-4,189
Z G 10 Sardar Agro90-4@**//Dhangadhra	0	37,034
Z G 11 Gold Ganesh Agro@//Bhesan	976	976
Z G 11 Keshar Agro Agency17-1@**//Visavadar	0	1,62,602
Z G 11 Kheti Seva Kendra// Gadu	4,520	4,520
Z G 11 Patel Beej Nigam Junagadh	-14,92,930	8,03,927
Z G 11sarthi Seeds37-2@//Junagadh	22,027	22,027
Z G 2 Agri Seeds Corporation11-1@**//Amreli	39,944	0
Z G 2 Bansidhar Krushi Kendra76-4@**//Damnagar	0	61,582
Z G 2 Chamunda Agro Centre80-4@**//Savakundala	32,204	0
Z G 2 Hari Krishna Agro Centre46-2@**// Amreli	0	1,03,745
Z G 3 Adarsh Beej Bhandar**//Mansa	0	7,312
Z G 3 Chintal Fertilizer**//Bayad	3,150	3,150
Z G 3 Darshna Seeds137-6@**//Virpur	30,759	0
Z G 3 Dharti Agro Agency**//Bharuch	-8,656	-10,992
Z G 3 Gold Pavan Seeds & Fertilizers**//Dhansura	6,740	7,244
Z G 3 Kishan Beej Nigam 71-3**// Modasa	0	-1,267
Z G 3 Krushi Care120-6@**// Salal	7,075	7,075
Z G 3 Krushi Seva Kendra**@//Rampur Chowkdi	35,248	35,248
Z G 3 Narayani Fertilizer Himmatnagar	0	-3,646
Z G 3 Pari Agro Seeds****//Tajpur	11,687	14,600
Z G 3 Shree Agro Marketing**@//Vijapur	13,635	9,472
Z G 3 Shree Krishna Agrotech119-5**//@ Sathamba	12,512	12,512
Z G 3 Shree Ram Corporation**//Deesa	-8,428	46,694
Z G 3 Siddhivinayak Agro Traders16-1@**//Bayad	19,026	0
Z G 3 Umiya Bij Nigam//@Gozaria	453	9,891
Z G 5 Astha Agro Tech**//@Mahuva	-156	0
Z G 5 Avani Agro Agency**//Sathara	1,25,540	24,781
Z G 5 Gold Agri Business Centre D.V.D.**// Botad	0	-800
Z G 5 Gold Dhanraj Seeds & Fertilizer**//Mahuva	557	0
Z G 5 Gold Krishna Seeds**//Bhavnagar	41,058	0
Z G 5 Janki Sales Corporation54-3@**//Jagdar	57,736	0
Z G 5 Khodiyar Agro//Bhavnagar	20,568	20,568

INDO-US BIOTECH P. LIMITED



MANAGING DIRECTOR



Z G 5 Mitul Agro Agency47-2@**//Kantala	18,881	0
Z G 5 Rugnath Agro Chemicals@ Bhavnagar	1,17,503	0
Z G 5 Shivkunj Krishi Kendra//Thadach	15,468	15,468
Z G 6 Bharat Trading102-5@**//Bhuj	717	0
Z G 6 Chayani Agro Chemicals108-5@**//Jasdan	0	29,070
Z G 6 Dhruv Agri Seeds Anjar	10,000	10,000
Z G 6 Gokul Traders72-3@****//Jetpur	-4,845	2,182
Z G 6 New Patel Agro Centretankara	37,927	37,927
Z G 6 Royalty House Retails Ltd*****@//Rajkot	660	0
Z G 6 Shree Krishna Trader147-7@//Rajkot	9,581	9,581
Z G 6 Vagadiya Brother//Dhoraji	19,140	19,140
Z G 7 Crop Cure Centre@//Ankleshwar	6,650	6,650
Z G 7 Khedut Agro97-5@**//,Samani Aamod	23,672	0
Z G 7 Navbharat Traders**//Padra	0	92,580
Z G 7 Samruddhi Seeds & Pesticide/**@Mahudha	10,500	20,500
Z G 7 Shivshakti Pesticides@**//Balasinor	0	97,054
Z G 7 Vinayak Agro Beej Nigam, Surat	1,984	0
Z G 7 Yogeshwar Fertilizers @ Naroda	-2,710	-2,710
Z G 7shree Krishna Agro Chemicals @ Vyara	40,791	0
Z Mh 8 Maa Tripura Agro Agency@**//Bamniya	5,174	0
Z Mh 9 Anushka Agro Agency**//Wasim	18,208	0
Z Mh 9 Chhatrapati Seeds Co.**//Aurangabad	40,180	0
Z Mh 9 Dharti Krushi Seva Kendra**//Bhokardan	30,771	0
Z Mh 9 Gokul Seeds**//Waluj	24,592	0
Z Mh 9 M/S. Shetkari Krishi Seva Kendra**//Shivana	41,473	0
Z Mh 9 Saptshrungi Agro Agency Chalisgaon	78,695	78,695
Z Mh 9 Vasundhara Agro Agencies Beed	82,313	82,313
Z Mh 9 Venkatesh Agency Prabhani	40,929	40,929
Z Mh9 Balaji Agro@ -Utran	19,380	0
Z Mp 4 Ankur Khadhy Beej Bhandar Tarana	14,906	14,906
Z Mp 4 Dharti Dhan**//Khandwa	5,380	700
Z Mp 4 Gaurav Traders@**//Sarvan	3,450	0
Z Mp 4 Jyoti Krushi Seva Kendra**//Garoth	21,555	0
Z Mp 4 Kishan Krushi Sadan@**//Chhanera	13,826	0
Z Mp 4 Kishan Krushi Seva Kendra**//Tikari	74,269	0
Z Mp 4 Lokesh K.S.K.@**// Satwas	49,435	0
Z Mp 4 M/S. Ambica Ksk**//Khargaon	39,651	0
Z Mp 4 New Balaji Krushi Seva Kendra@**//Rajgad	79,261	0
Z Mp 4 Nirmal Ksk Bortai	10,725	10,725
Z Mp 4 Paras Agro Agency@**//Rajgad	22,099	0
Z Mp 4 Shree Ganga Agro Agency@**//Sanawad	14,296	0
Z Mp 4 Vikas Krushi Seva Kendra**//Sandwa	-81,180	-81,180
Z Rs 8 Khandelwal Agro Centre Lalsot(Dausa)	28,497	28,497

INDO-US SILKCOIL LIMITED

38

MANAGING DIRECTOR



Z Rs 8 M/S. P. S. Daga & Co//Bikaner	520	515
Z Rs 8 New Kundan Agro Traders@//Vijaynagar	28,731	28,732
Z Rs 8 Rajsthan Agr Clinic A.B. & P.C.M@**//Ajmer	44,920	0
Z Rs 8 Shiv Shakti Agro Traders**//Tonk	66,461	0
Z Rs 8 Shiv Shankar Beej Bhandar//Chomu	38,785	38,785
Z Rs 8 Singhavi Brothers//Kishangadh	24,838	24,838
Z Rs 8 Surya Agro Agency Jaipur	2,034	2,034
Z Vipul Traders - Karjan	4,921	0
Zg 7 Agri Business Centre**//Mandal	52,065	0
Zg 7 Sri Durga Seeds**//Dakore	16,571	0
Zz G 1 Bhumi Agro113-5@//Jamkhmbhaliya	-5,179	0
Zz G 11 Gold Vikas Agency61-3@**// Ajaab	8,732	0
Zz G 2 Bansidhar Krushi Kendra78-4@//Damnagar	6,433	0
Zz G 2 Hari Krishna Agro Centre46-2@**// Amreli	96,560	0
Zz G 2 Krushi Agro Chemicals68-3@**//Gariadhar	19,109	0
Zz G 2 Uttam Agro Agency79-4@**//Amreli	7,345	0
Zz G 3 Earth Energy Agro@- Borol	-1,451	0
Zz G 3 Farmer Plant Baiotech Products**//@Patan	29,388	0
Zz G 3 Jalaram Seeds Corporation133-6@**//Bayad	38,094	0
Zz G 3 Laxmi Seeds Agency**@//Bayad	36,923	0
Zz G 3 Mahalaxmi Agro Centre,@Ranasan	5,138	0
Zz G 3 Navgujarat Seeds@**//Kapadvanj	14,367	0
Zz G 3 Vishwa Enterprise @ Mansa	11,368	0
Zz G 6 Chayani Agro Chemicals108-5@**//Jasdan	45,878	0
Zz G 6 Gold Tirupati Agro Seeds32-2@**//Jetpur	32,134	0
Zz G 7 Navbharat Traders**//Padra	66,796	0
Zz G2 Shri Krushi Vikas Agency @ Visavadar	5,273	0
Zz Mp 4 Prempushp Agro@**//Khandwa	84,155	0
Zzg 7 Shiv Krushi Bij Nigam, Surat	11,600	0
Total	5,56,96,602	1,31,01,671

~~INDO-US BIO TECH. LIMITED~~

MANAGING DIRECTOR

